



PRESIDENT'S REPORT

FY24

LSU

**Office of Data &
Strategic Analytics**

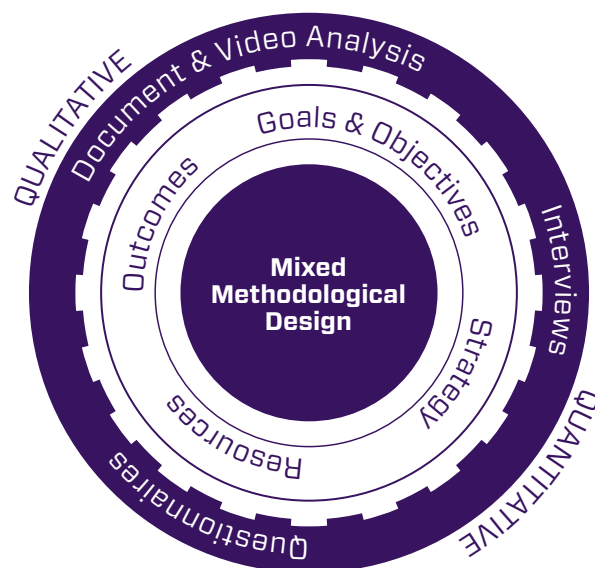


EXECUTIVE SUMMARY

Since taking office in FY22, President William F. Tate IV has made a significant impact on the LSU System, driving progress in key areas crucial for each institution's success and competitiveness. Analysis of six-year trends shows notable improvements in research funding, student success metrics, and financial health during President Tate's tenure.

Context

The report is focused on the following a) monitoring the implementation of the Scholarship First Agenda, b) determining the extent to which the SFA strategy and approach achieved its expected outcomes, and c) providing information about potential strengths and weaknesses of this approach. Specifically, this report will focus on the key initiatives and outcomes associated with the fiscal year 2023-24 (FY24); however, historical trends will be investigated.



METHODOLOGY

The report will have a mixed methodological design employing both qualitative and quantitative measures and analyses. The data collection methods include document and video analysis, interviews, and questionnaires with key stakeholder groups.

A comprehensive evaluation was conducted of LSU A&M's Presidential-directed initiatives for FY24. This includes data and information ending on June 30, 2024. This assessment involved interviews with all LSU A&M cabinet members and the distribution of questionnaires to gather detailed insights.

The report focuses primarily on the outcomes associated with these initiatives during FY24. To provide context and identify trends, data from previous years will also be analyzed. Any graphs presenting system-wide data that support A&M's qualitative findings are clearly marked with an asterisk.

Additionally, the report includes a broad overview of LSU system-wide outcomes for the preceding fiscal year 2022-23 (FY23) as supplementary information. This supplementary data will be presented in an appendix to the main report. This comprehensive approach ensures a thorough understanding of both the specific A&M campus initiatives and their place within the larger LSU system context.

FORMATIVE EVALUATION

The formative evaluation examined the a) overarching goals and objectives, b) resources available, c) strategic approach that includes programs, policies, and initiatives, and d) outcomes. Each of these elements provided a comprehensive view of the extent to which the associated goals and objectives have been met.



GOALS AND OBJECTIVES

Based on President Tate's initial address to the LSU community he outlines the following goals and objectives.

- a) Make a difference in Louisiana and beyond,
- b) Generate resources and revenue to make LSU accessible to more people,
- c) Find ways to make teaching and learning processes better, and
- d) Deal with the pressing research and scholarly needs that society has for us.

RESOURCES AVAILABLE

Resources are a key component to help determine what is readily available to meet the stated objectives. In addition, examining the resources available can also help to determine if it is possible to make necessary improvements. Resources typically include, but are not limited to Financial Resources, Human Resources, Facilities, and Philanthropic Gifts.

STRATEGIC APPROACH & OUTCOMES

The LSU Scholarship First Agenda (SFA) comprises a comprehensive range of programs, policies, interventions, and leadership strategies initiated by the president to advance LSU's goals. This report primarily presents data on the extent to which initiatives, programmatic directions, policies, and interventions under President William F. Tate IV's leadership have met overarching objectives over his initial three years in office. The SFA's design elements, which form the foundation of President Tate's leadership approach, are organized into seven key categories reflecting the multifaceted roles of a university president: Academic Leadership and Management, Administrative Leadership and Management, Internal and External Relations, Budget and Finance, Fundraising, Athletics, and Outreach. These categories encompass both traditional presidential responsibilities and areas specific to LSU's unique position and strengths. Throughout this report, we provide a detailed analysis of the strategic approaches and outcomes associated with each of these critical areas of presidential leadership.

Key highlights include:

1. Record-breaking research expenditures, reaching \$488.6 million for LSU campuses in FY23.¹
2. Securing the largest NSF award in LSU's history in FY24: \$160 million over ten years for the FUEL project.
3. First-time, full-time, degree-seeking freshmen increased to a record high of 7,494 in FY24, a 6% increase since FY22. Additionally, this class entered with the highest high school GPA (3.82) and ACT scores (26.5) on record.
4. Significant improvements in graduate student support: The minimum Graduate Assistant 9-month stipend was raised to \$23,000 for PhD and terminal-degree-seeking students, an 18% increase from the previous year, making it the highest in the SEC.
5. Strong financial management: Despite national challenges in higher ed, LSU maintained a stable Total Operating Budget of \$493 million and increased its Total Capital Outlay Budget to \$738 million.

This report will detail these accomplishments and many others across various domains of university leadership.

¹Research expenditures, here, are HERD numbers, which include sponsored research expenditures, cost sharing, and institutional resources.



ACADEMIC LEADERSHIP AND MANAGEMENT

Recruiting and Hiring Leaders Supporting the Academic Enterprise

LSU has demonstrated a commitment to attracting top-tier talent to key leadership positions at LSU. In FY24, the university successfully completed searches for permanent deans of the Colleges of Engineering and Coast and Environment. Notably, the new Engineering dean, Vicki Colvin, is a National Academy-level scientist, showcasing LSU's ability to attract world-class academic leaders.

Supporting Cutting Edge Research and Academic Excellence

Under President Tate's leadership, LSU has achieved unprecedented growth in research productivity and funding. Research expenditures (including sponsored research expenditures, cost sharing, and institutional resources) for the LSU research campuses reached a record \$488.6 million in

FY23, representing a significant increase from previous years¹. This growth is part of a consistent upward trend in research productivity that represent a 12% - 17% increase across campuses, exceeding the annual 10% growth goal for HERD expenditures as part of the LSU Research Acceleration Agenda. At LSU A&M, research expenditures increased by 15% from \$210.3M in FY22 to \$241.2M in FY23 (most up-to-date data available.)¹ (Figure 2) The amount of new awards has increased to \$188M in FY24, up by 4.4% since FY22 (Figure 3), and the number of proposals submitted have increased to 1,357, up by 14% since FY22 (Figure 4.)

National Science Foundation funding has remained high since FY22, averaging \$24M a year (Figure 5.) Funding from the U.S. Department of Commerce has increased by 162%, up to \$9.7M since FY22 (Figure 6); US Department of Energy funding has increased by 58% to \$6M since FY22 (Figure 7.) License income has also increased dramatically by 307% since FY22, now at \$1.7M (Figure 8.)

FIGURE 1

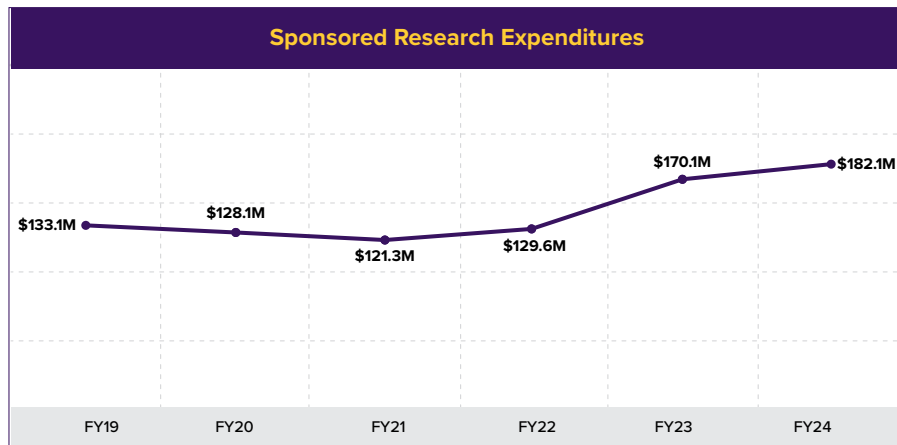


FIGURE 2

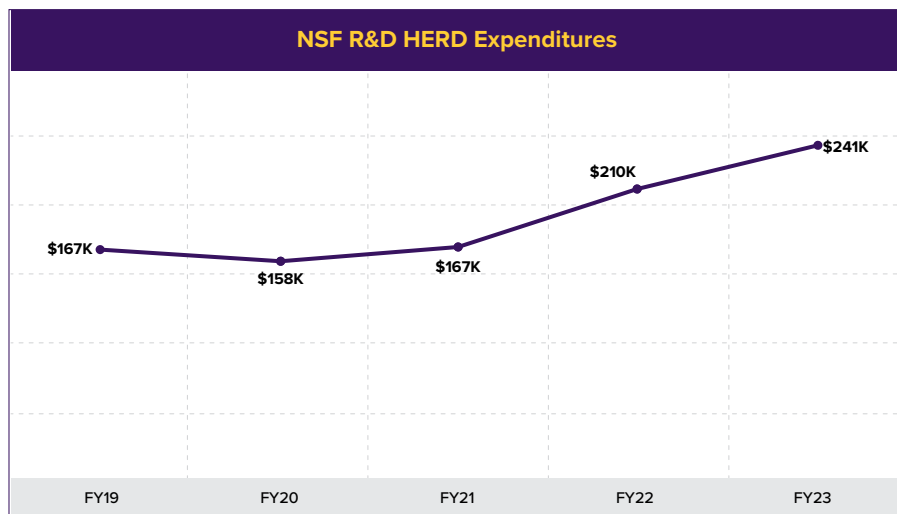
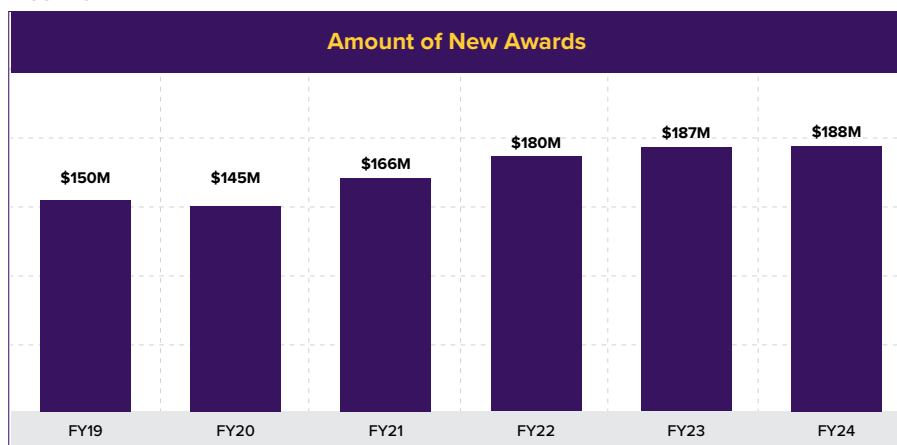


FIGURE 3



A major highlight of FY24 was the Office of Research and Economic Development (ORED) successfully leading the NSF Engines proposal entitled Future Use of Energy in Louisiana (FUEL), securing the largest NSF award in LSU's history at \$160 million over ten years. This builds on the university's previous success in securing large-scale grants, including being named a finalist for the \$160M NSF Engines Award in FY23.

The emphasis on research excellence is further demonstrated through the implementation of the 'LSU Research Acceleration Agenda'. This initiative not only reports on research productivity but also defines strategies for growth to reach specific research excellence goals. The agenda sets clear objectives: increasing research funding, improving research facilities, promoting research accomplishments, and communicating regional and national impacts. The institution has been able to more clearly define the metrics by which research excellence is defined, including ranking in the top 50 universities with the highest total R&D expenditures, seeking membership in the Association of American Universities (AAU), and increasing HERD expenditures 10% per year.

In the Spring of 2024, LSU announced its pursuit of membership in the AAU. Subsequently, strategic initiatives have been launched in academic and administrative units across campus to pursue competitive federal grant funding, prestigious faculty accolades, high-quality research publications, and graduate student and postdoctoral support (Figure 10.)

FIGURE 4

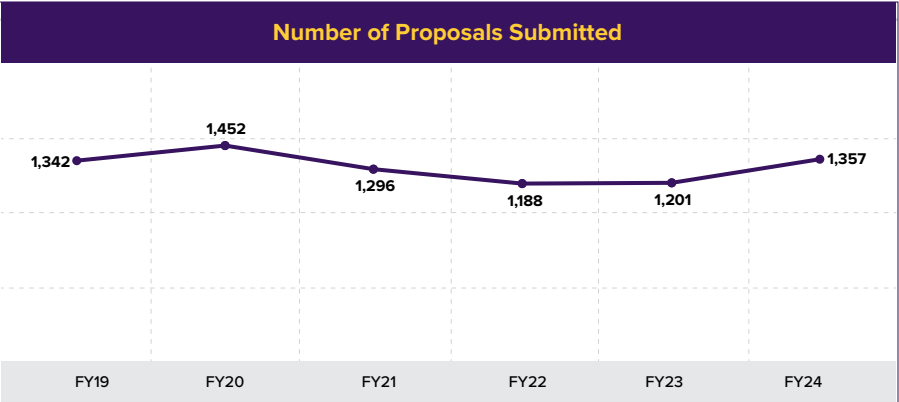


FIGURE 5

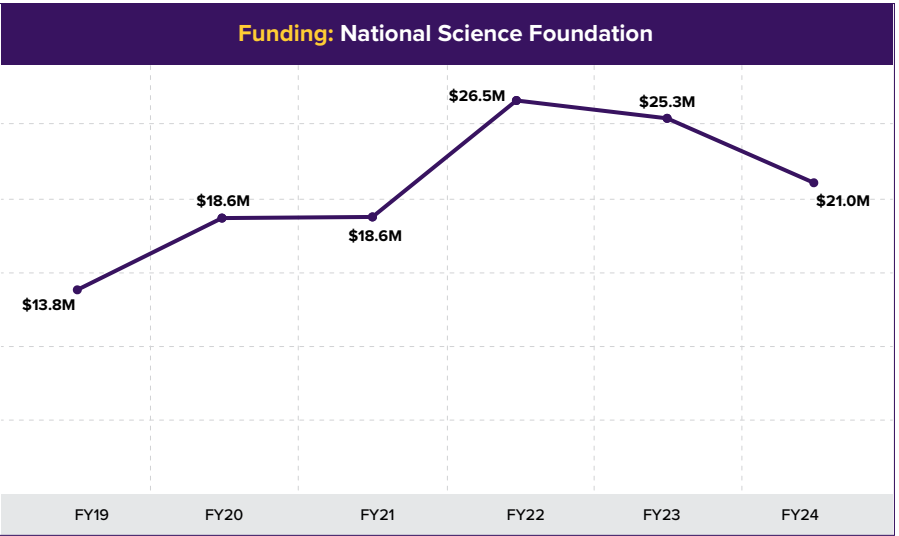


FIGURE 6

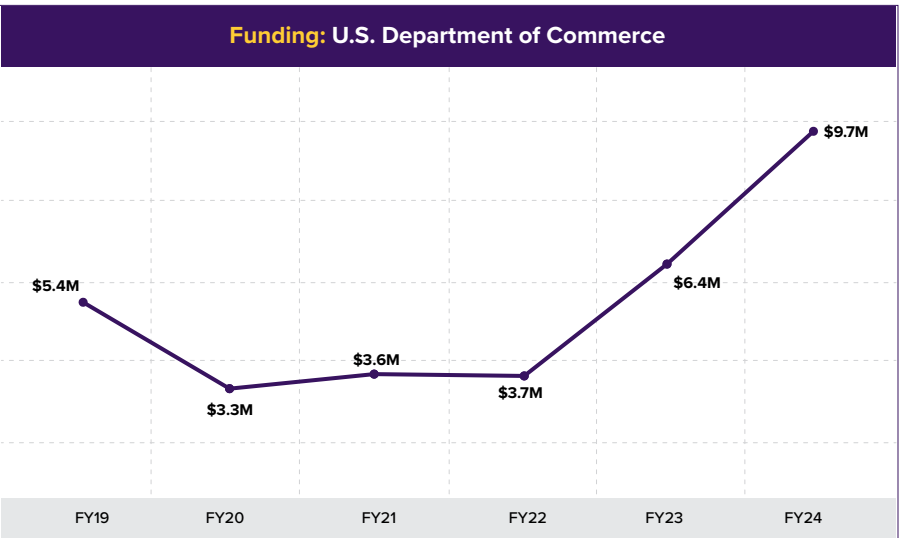
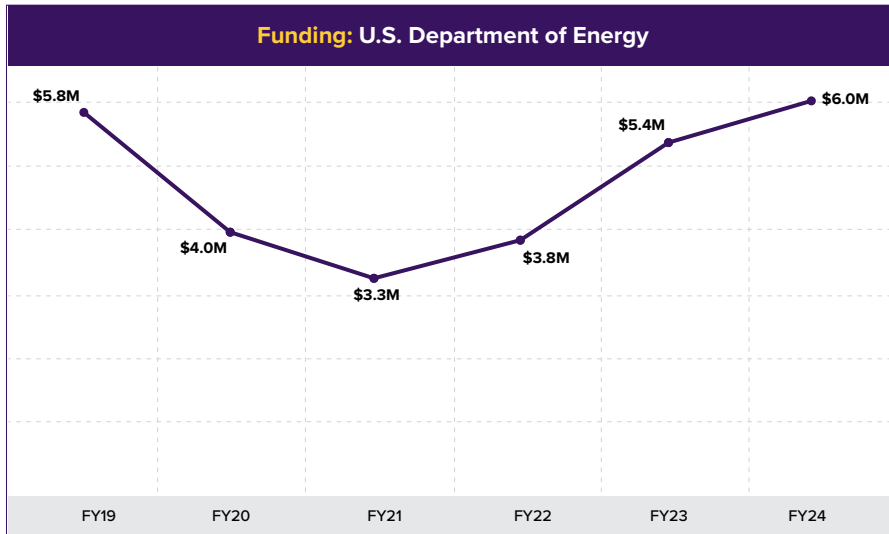


FIGURE 7



Faculty achievements have been particularly noteworthy for FY24:

- Received four NSF early career awards - second year in a row of four or more such awards
- Disbursed internal research seed grants to faculty: over \$4.3M
- Teaching and research in AI have increased dramatically in the past year; with 9 inaugural AI & Data Analytics Faculty Fellows currently developing internal AI projects for institutional use.
- Increased percentage of faculty with a terminal degree by 3 percentage points (87%)
- Student/Faculty Ratio has been maintained for another year at 20:1.
- Launched a cluster-hire in precision and digital agriculture for the College of Agriculture

These accomplishments reflect a consistent trend of increasing faculty recognition and research productivity.

FIGURE 8

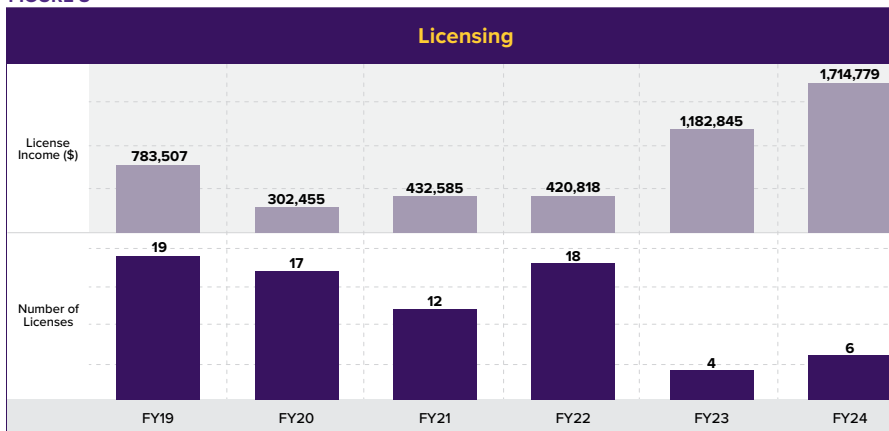

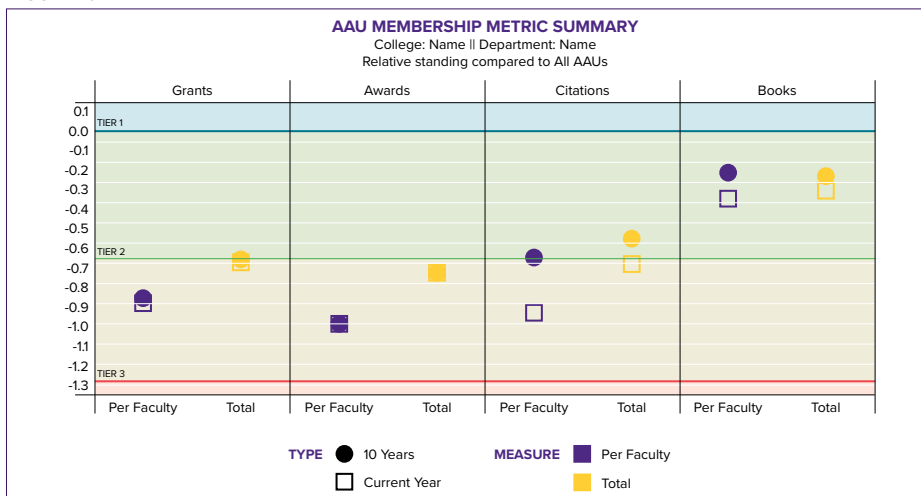


FIGURE 9

	FY19	FY20	FY21	FY22	FY23	FY24
Number of U.S. Patents	11	21▲	23▲	14▼	15▲	19▲

FIGURE 10



Emphasizing and Promoting Pentagon Research Priorities

LSU’s strategic focus on the “Pentagon” research priorities (Agriculture, Biotechnology & Biomedical Research, Coast, Defense, and Energy) has yielded significant results. Legislative investments have increased by 63% (\$26M) since FY23 (Figure 11.) Additionally, research funding in the Pentagon Priority areas increased by approximately 8% (\$132.4M) in FY24 (Figure 12.)

Faculty involved in the Pentagon Priorities have increased by 7% since FY23 – up to 464 faculty. These faculty have also increased the total number of funded grants (453) in the Pentagon Priorities by 9% since FY23 (Figures 13-17.)

Other notable achievements related to the Pentagon Priorities include:

- Securing a Tech Hub designation, funded by the U.S. Economic Development Administration (EDA), for offshore wind research.
- Current pursuit of a \$50 million Center for Climate Change with Southern AgCenter and a \$50 million National Center of Excellence in Invasive Species through the Farm Bill.

These achievements build on earlier successes, such as the \$27M gift from Shell to support innovation in Energy and the \$11 million legislative investment for upgrades at LSU AgCenter research stations in FY23.

FIGURE 11

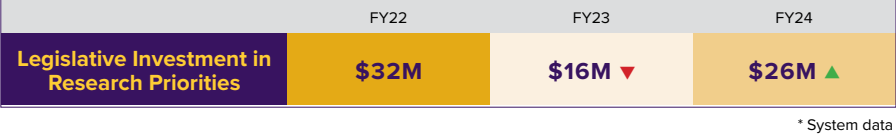


FIGURE 12

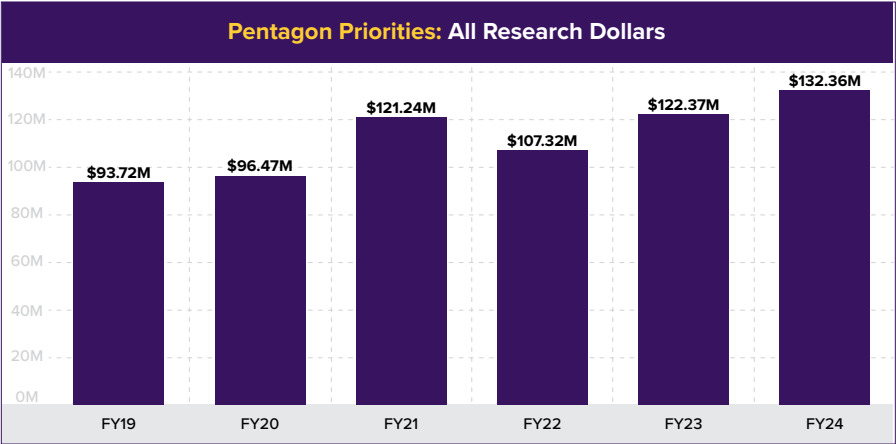


FIGURE 13

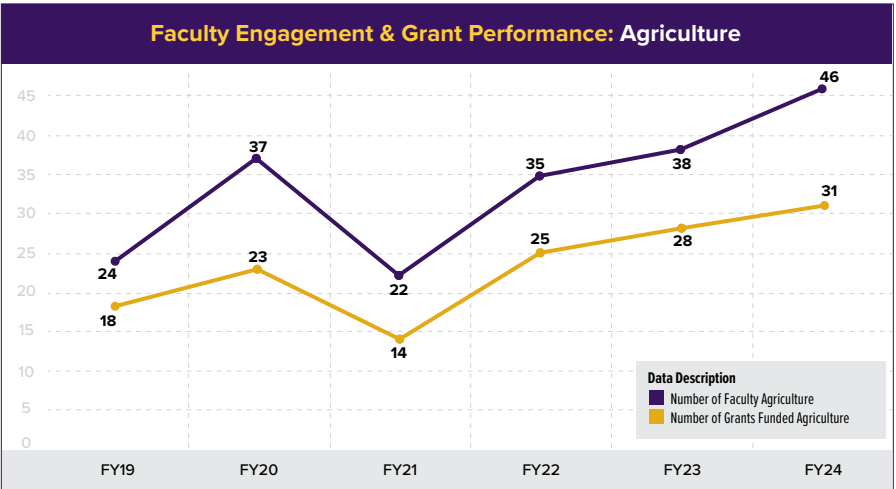


FIGURE 14

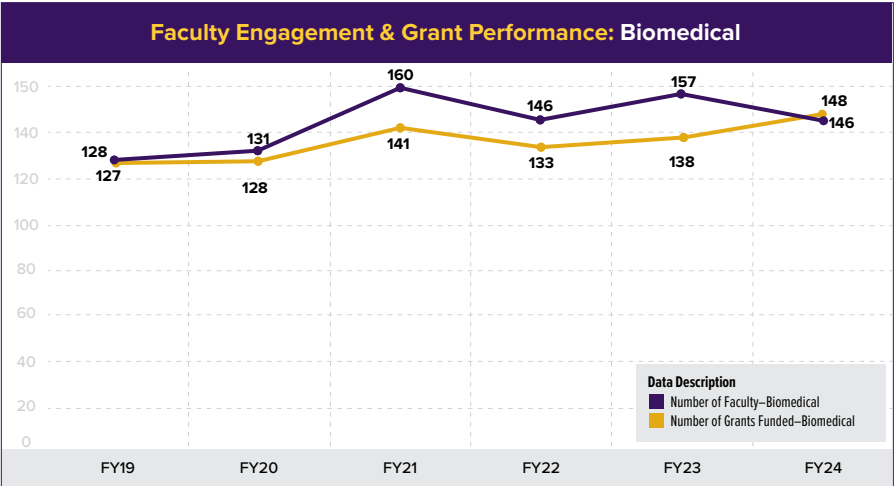


FIGURE 15

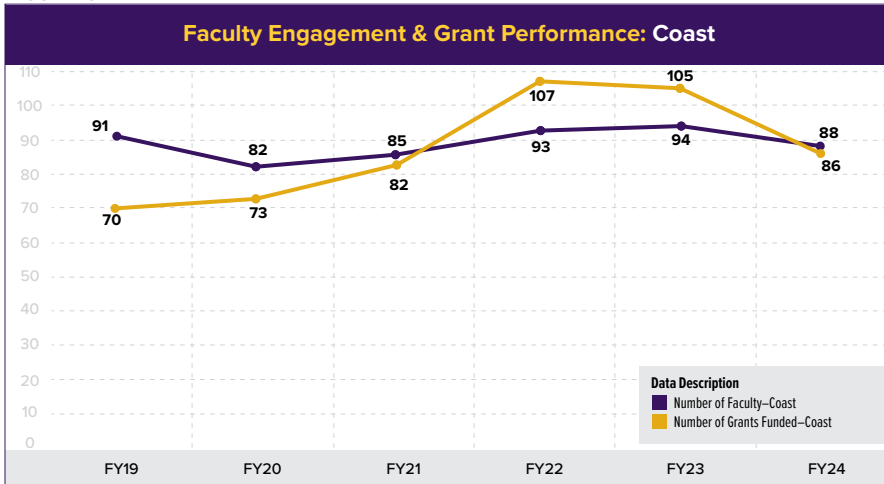


FIGURE 16

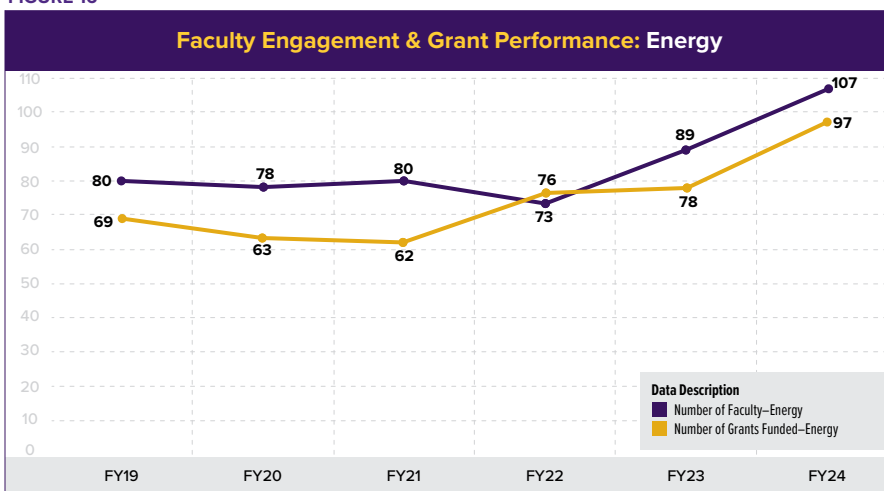


FIGURE 17

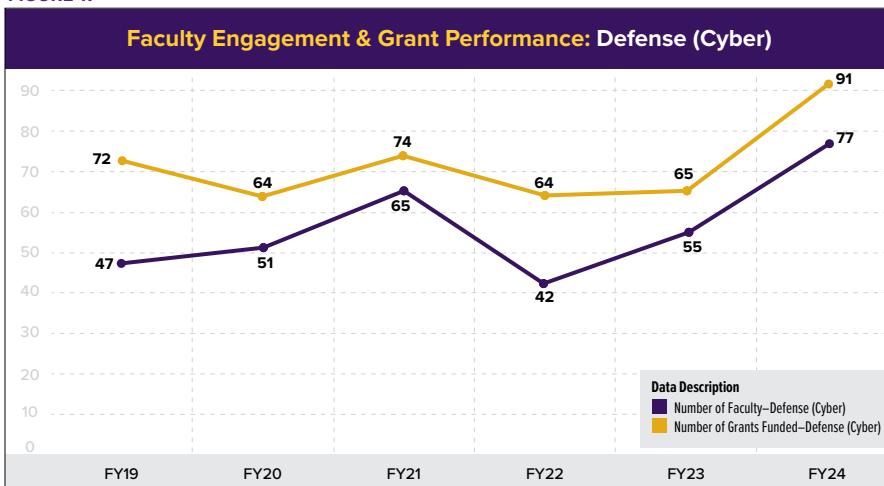


FIGURE 18

Stipend for Doctoral Students					
FY19	FY20	FY21	FY22	FY23	FY24
\$18,971	\$19,101▲	\$19,411▲	\$19,435▲	\$19,972▲	\$25,596▲

Graduate Student Support

In FY24, LSU made substantial improvements in graduate student support. The minimum Graduate Assistant 9-month stipend was raised to \$23,000 for PhD and terminal-degree-seeking students. This made LSU's minimum stipend the highest in the SEC and brought the average GA stipend in Fall 2023 to nearly 2% higher than the average stipend of 56 peer institutions that participated in the Oklahoma State University Graduate Assistant Stipend Survey. The average stipend increased by 28% from FY23 to \$25,596 (Figure 18.)

Executive leadership also oversaw the improvement of healthcare coverage for graduate students, demonstrating a commitment to their well-being and success, covering 75% of healthcare costs. Additionally, the university funded a new Graduate Fellowship Fee Exemption for select graduate student fellowships.

These improvements demonstrate a strong commitment to graduate student well-being and success, which is crucial for attracting and retaining top talent.

Accreditation and Academic Success

The institution successfully hosted the SACSCOC reaffirmation on-site visits, demonstrating thorough preparation and engagement across all levels of the organization. Comprehensive reports and supporting documentation were provided to the on-site committee before, during, and after the visit, ensuring full compliance with reaccreditation guidelines. The process involved extensive participation from staff and executive leadership, who engaged in interviews with the SACSCOC on-site committee. Notably, the initial on-site visit reports yielded positive preliminary results, which were subsequently maintained, indicating a strong foundation for continued accreditation.



Enhancing Admissions and Student Success

Undergraduate Success

The institution's focus on student success has yielded impressive results:

First-time, full-time, degree-seeking freshmen increased to its highest record in FY24—7,494, increasing 6.5% since FY22 (Figure 19.) Not only has the freshmen class increased to its highest level, but the quality of high school students has increased to its highest level, with students coming in with the highest HS GPA and ACT scores on record (3.82 and 26.5, respectively. See Figure 20.)

The overall 1st-to-2nd year retention rate increased to 84% in FY24, up from 83.5% (Figure 21.) Additionally, the average first-year GPA increased to 3.0.

The 6-year bachelor's graduation rate increased to 67.4% in FY24, up from 66.4% the previous year (Figure 22.) The total graduation rate (including pre-nursing and pre-allied health program completers) increased to 70.8% in FY24, up from 69.7% the previous year. Pell 6-year bachelor's graduation rate increased to 55.7% in FY24, up from 53.6% the previous year (Figure 23.)

FIGURE 19

Total First-Time Full-Time Degree-Seeking Freshmen Enrolled					
FY19	FY20	FY21	FY22	FY23	FY24
5,809	6,126▲	6,690▲	7,038▲	7,367▲	7,494▲

FIGURE 20

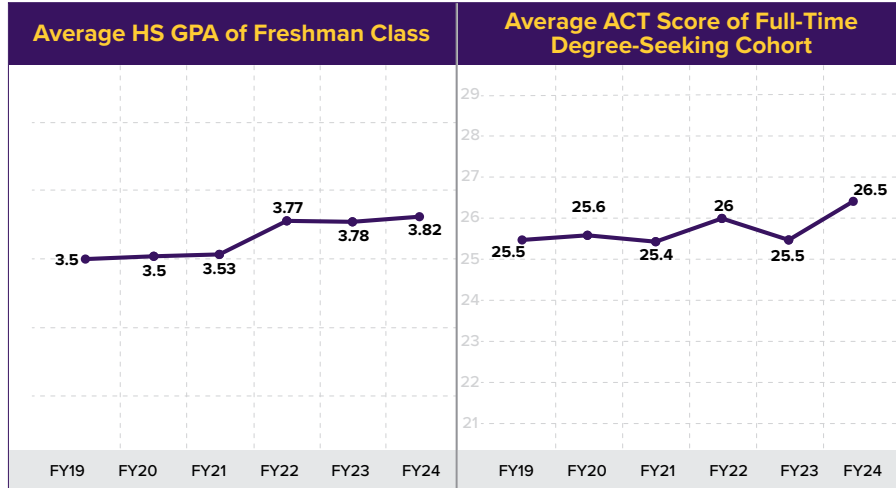


FIGURE 21

Overall Retention Rate 1st-to-2nd Year					
FY19	FY20	FY21	FY22	FY23	FY24
83.7%	83.0%▼	85.8%▲	83.6%▼	83.5%▼	84%▲

FIGURE 22

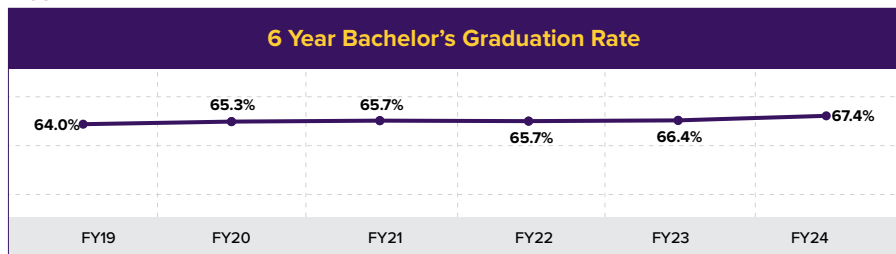
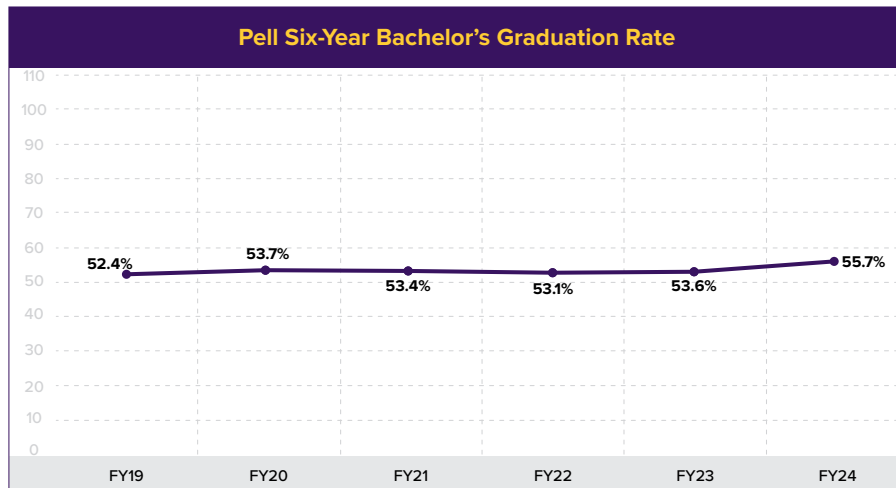



FIGURE 23





Furthermore, LSU is committed to student success via the ways in which students learn, with more undergraduate class sections with less than 20 students to promote pedagogical impact, growing by 9.4% since FY22 (1,148). (Figure 24.) The student/faculty ratio has also remained low at 20:1 even as the student population increases substantially.

Additional initiatives to support student success include:

- Implementation of an integrated student success system with the EAB Navigate platform.
- Established comprehensive ecosystem for low-income students (Future Scholars, Pre-Scholars, Summer Scholars, TRIO Programs) under a unified leadership structure.
- Introduced a student success team model for a coordinated care network for student engagement – resulting in increased fall-to-spring retention rates. (Figure 25.)
- Led efforts to support students through FAFSA delays – resulting in both non-resident and resident yield rates increasing. (Figure 26.)
- 96% of the LSU A&M entering class filed a FAFSA application.
- Applications to the Ogden Honors College increased.
- Ogden Honors College cohort average GPA and ACT increased. (Figures 27 & 28)

FIGURE 24

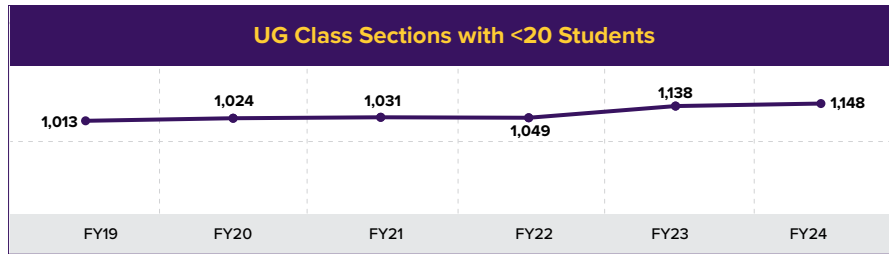


FIGURE 25

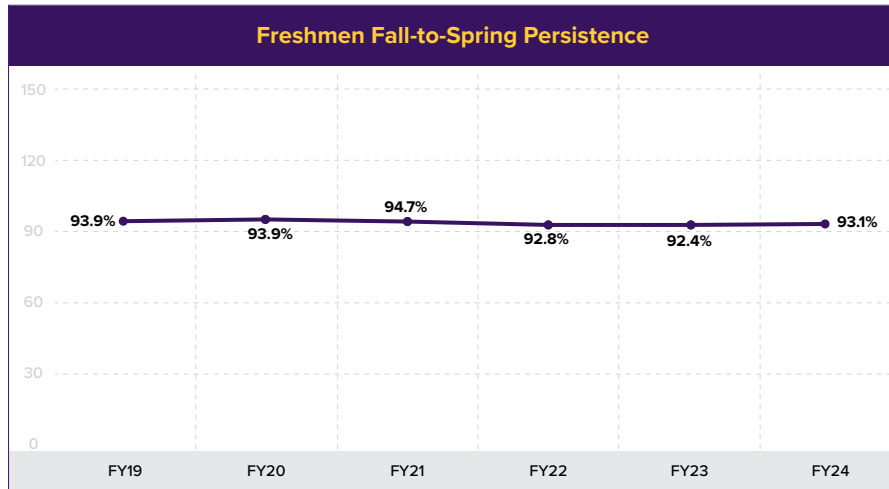


FIGURE 26

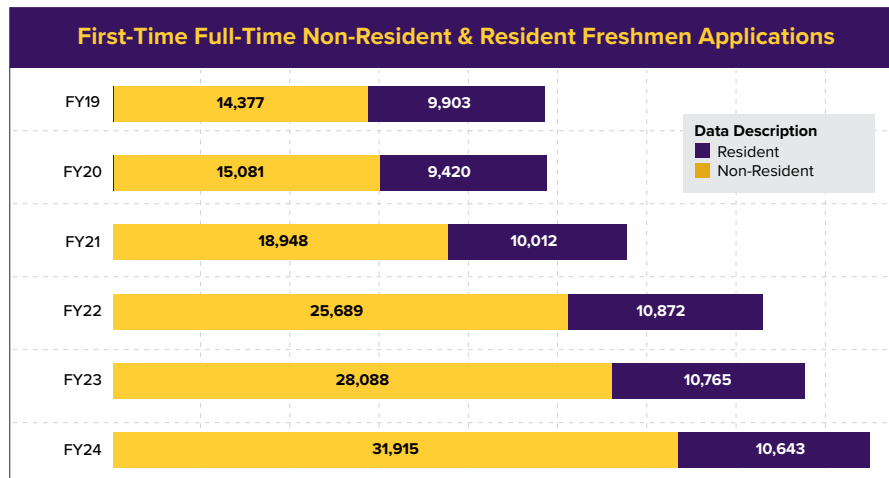


FIGURE 27

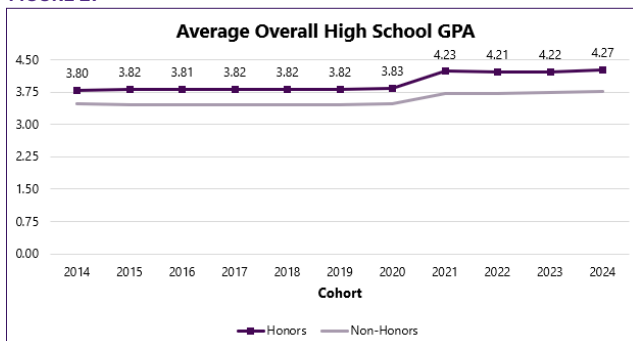
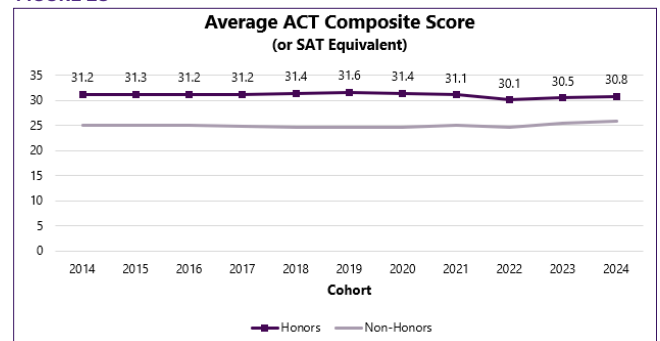


FIGURE 28





Graduate and Professional Programs

The university has seen significant improvements in graduate and professional education over the last three years.

Enrollment Growth (FY24)

- Professional school: 1,209 students (+2.3%) (Figure 29)
- Doctoral programs: 1,917 students (+3%) (Figure 30)
- Master’s programs: 3,627 students (+11.5%) (Figure 31)

Improved Graduation Rates

- Master’s programs (7-year rate): 90.4% (up from 87.9%) (Figure 32)
- Professional programs (4-year rate): 94.4% (up from 90%) (Figure 33)
- Doctoral programs (7-year rate): 82.7% (up from 76.3%) (Figure 34)

These improvements in enrollment and graduation rates indicate stronger student recruitment and better support for degree completion across all advanced degree categories. This growth enhances our academic standing and contributes positively to our research capabilities and financial stability.

FIGURE 29

Number of Fall Students in Professional Programs					
FY19	FY20	FY21	FY22	FY23	FY24
1,002	1,047 ▲	1,093 ▲	1,150 ▲	1,182 ▲	1,209 ▲

FIGURE 30

Number of Fall Doctoral Students					
FY19	FY20	FY21	FY22	FY23	FY24
1,954	1,936 ▼	1,866 ▼	1,880 ▼	1,861 ▼	1,917 ▲

FIGURE 31

Number of Fall Master's Students					
FY19	FY20	FY21	FY22	FY23	FY24
2,668	2,858 ▲	3,363 ▲	3,498 ▲	3,252 ▼	3,627 ▲

FIGURE 32

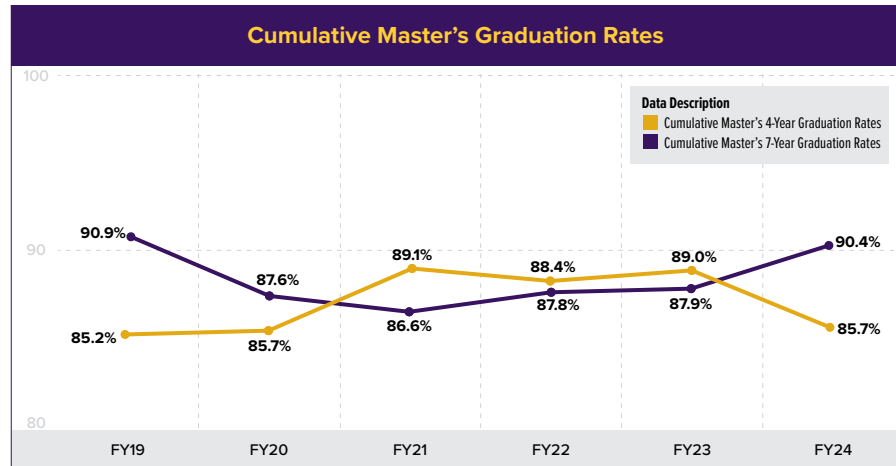


FIGURE 33

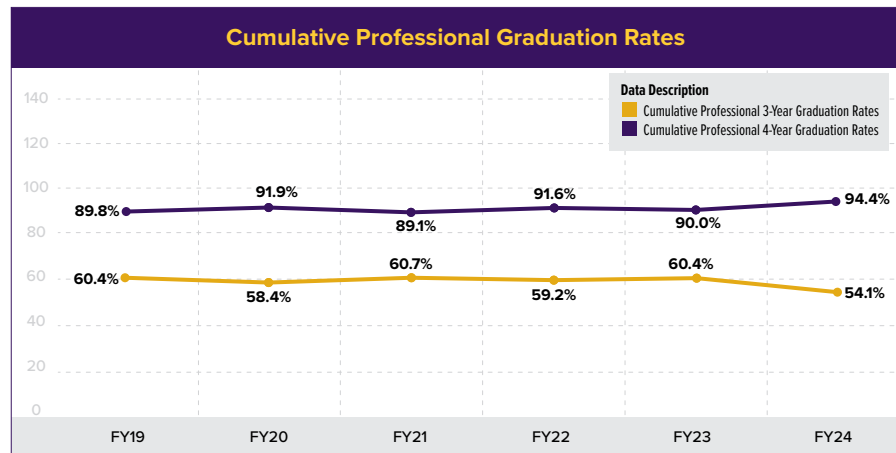


FIGURE 34

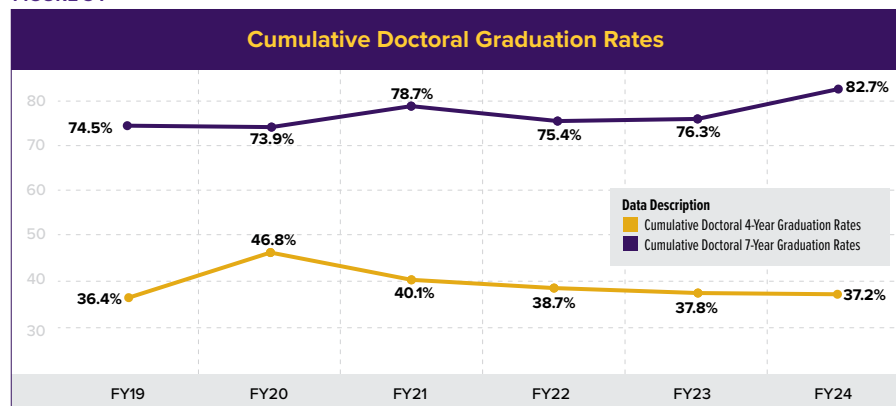


FIGURE 35

Distinct Count of LSU A&M Online Students					
FY19	FY20	FY21	FY22	FY23	FY24
1,682	2,358▲	3,505▲	4,211▲	5,457▲	7,229▲

FIGURE 36

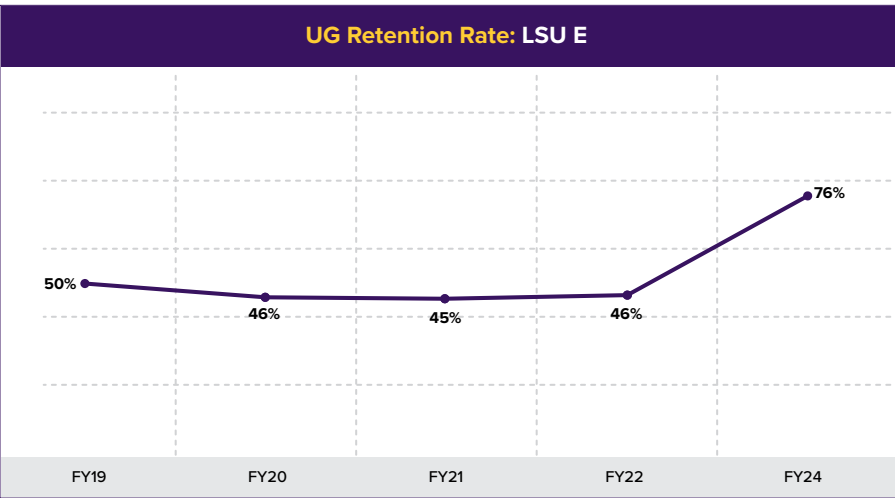


FIGURE 37

Graduate Retention Rate						
	FY19	FY20	FY21	FY22	FY23	FY24
Grad Retention Rate A&M	90%	89%	91%	88%	91%	90%
Grad Retention Rate LSUS	80%	86%	76%	87%	85%	85%



Online Education

Online enrollment has surged across all LSU campuses. LSU A&M saw remarkable growth, with a 32.5% increase, reaching 7,229 students (unique count) and 22,984 students (duplicated). (Figure 35.)

Notably, these enrollment gains have been accompanied by strong retention rates. LSU Eunice made significant strides, with its undergraduate retention rate climbing 30 percentage points to reach 76% (Figure 36.) Meanwhile, LSU A&M and LSU Shreveport maintained robust graduate retention rates of 90% and 85% respectively, demonstrating the quality and value of their online graduate programs (Figure 37.)

The financial impact of this online education boom has been substantial. Online revenue continues to grow at double-digit rates, with projections indicating further growth of 14% at A&M and 15% across the system for FY25. Most impressively, online programs now contribute \$11.5 million to the A&M central budget, representing a staggering 280% increase in just one year.

An institutional objective of expanding and enhancing online education has not only increased access to LSU's academic offerings but has also strengthened the university's financial position. This success in the digital realm positions LSU to meet the evolving needs of students and the workforce in an increasingly digital world.

ADMINISTRATIVE LEADERSHIP AND MANAGEMENT

Recruiting and Hiring Executive Leaders Supporting Administration

LSU's administrative leadership team continues to strengthen. Key appointments in FY24 include:

- Chief Facilities Officer
- Permanent Chief of Police
- Associate Vice President for Campus Safety
- Vice President for Student Affairs
- Chief Data Officer and Vice President of Data and Strategic Analytics

These appointments build on previous key hires, including the Chief Administrative Officer and Executive Vice President, Vice President of External Affairs, and Vice President of Public Policy and Strategy.

Data and Technological Enhancements

LSU has positioned itself at the forefront of data-informed innovation and technological advancement. This strategic direction has sparked a revolution in how the university harnesses the power of data and technology to enhance decision-making and operational efficiency.

At the heart of this transformation is the newly created Office of Data and Strategic Analytics (ODSA). This forward-thinking initiative merges traditional Institutional Research with cutting-edge statistical analysis, providing LSU with data-informed insights into its operations and potential.

Recognizing that true innovation stems from empowering individuals across the university, LSU has introduced two groundbreaking programs. The AI and Data Analytics Faculty Fellows Program has engaged nine pioneering faculty members, fostering interdisciplinary collaboration and infusing data science into diverse academic fields. Complementing this, the Presidential Data Analytics Fellows Program has enrolled 39 staff members in its inaugural cohort, cultivating a culture of data literacy that permeates every level of the institution.

To support these initiatives, ODSA has implemented an Enhanced Data Request System through the Team Dynamix Portal. This system has already proven its worth, efficiently processing 253 service requests in FY24 and streamlining data access across the university. Furthermore, the acquisition and implementation of the Data Cookbook system marks a significant step towards integrated data management, seamlessly combining frequently used data from Snowflake into its platform.

Recognizing that effective data utilization requires strong governance, LSU established a Data Governance Committee. With an active charter and monthly meetings, this committee ensures that the university's data practices remain ethical, secure, and aligned with its strategic goals.

In tandem with these data initiatives, the university has prioritized updating its technological infrastructure. The finalization of 14 new IT policies, replacing outdated guidelines from 2011, demonstrates a commitment to maintaining a modern, secure, and efficient IT environment.




Presidential Data Analytics Fellows Program



AI & Data Analytics Faculty Fellows Symposium

“ The Institute was a meaningful and impactful professional development opportunity that will shift the trajectory of my work! Unlike anything offered within the LSU system. ”



Prioritization of Student Health and Safety

LSU has made significant strides in improving student health and safety. A key initiative in this effort is the partnership with Our Lady of the Lake, which has expanded and enhanced health services available to the LSU community. Senior leadership also introduced telehealth services, making healthcare more accessible to students regardless of their location.

These improvements have had a measurable impact. In FY24, student engagement in health and well-being programs beyond standard medical and mental health services increased to 25,518, marking a 26% rise (Figure 38). This uptick suggests that students are taking advantage of the expanded health resources the institution has made available.

The university's focus extends beyond health services to overall campus safety. LSU has overseen the update of health and safety policies to meet current standards and needs. Additionally, executive leadership has developed or updated more than

10 Emergency Operation Plans, enhancing the institution's preparedness for various crisis scenarios.

Recognizing that safety requires ongoing investment, LSU secured funding for Campus Safety and Security Improvements across the system. These new initiatives build upon earlier efforts, which included enhancing campus lighting, upgrading camera systems, and expanding student transportation options.

The university's comprehensive approach addresses both immediate health needs and long-term safety concerns. By prioritizing these areas, LSU aims to create an environment where students can focus on their academic pursuits with greater peace of mind. The increased engagement in health programs and the implementation of new safety measures indicate that the institution's strategies are having a positive impact on the LSU community.

FIGURE 38

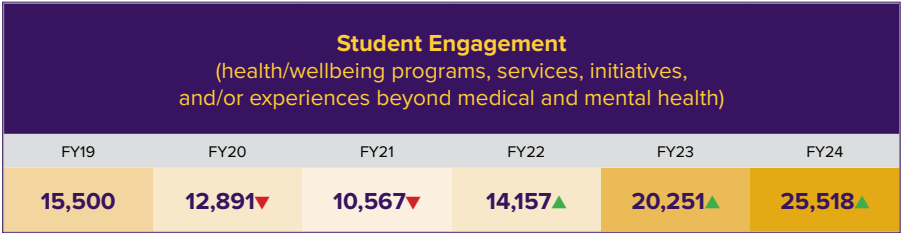
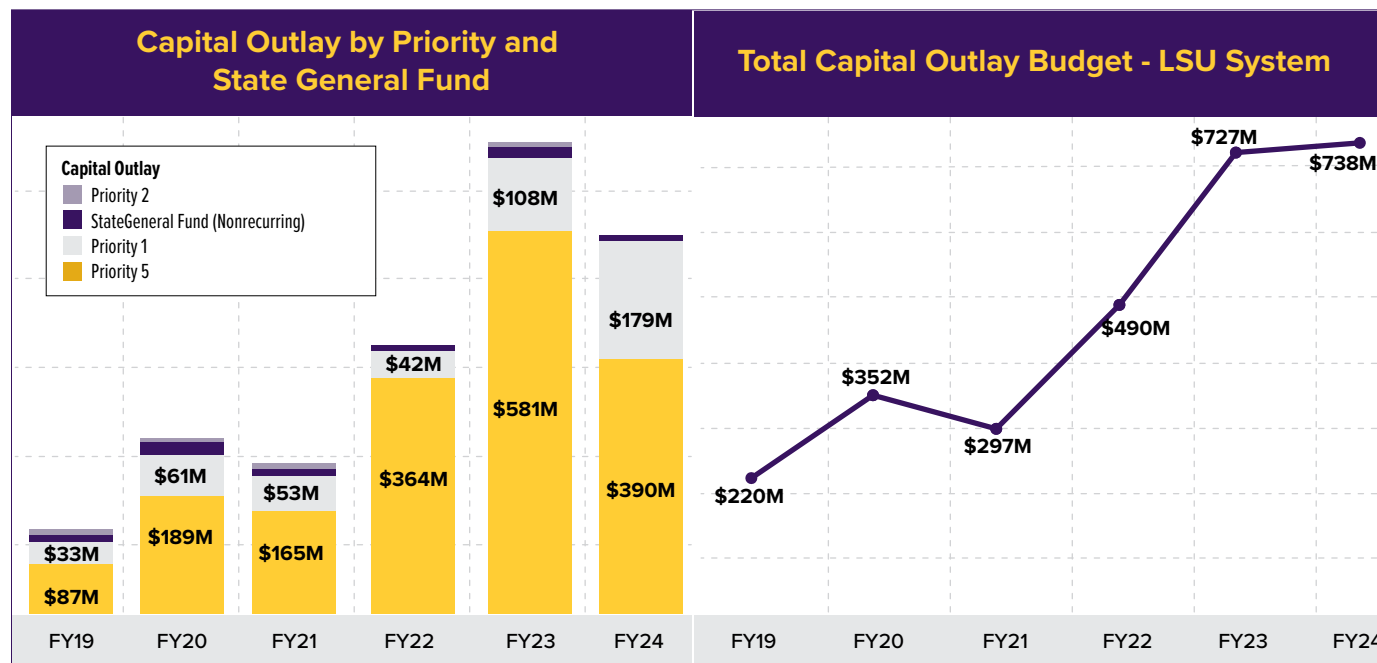


FIGURE 39



*System Data

Campus Facilities

LSU has embarked on a journey to modernize and expand its campus facilities, aligning infrastructure with the university's forward-looking academic and research goals.

A cornerstone of this effort is the pursuit of a capital outlay project for ROTC facilities adjacent to LSU's cybersecurity assets. This strategic placement not only enhances the ROTC program but also creates synergies with LSU's growing focus on cybersecurity, positioning the university at the forefront of this critical field.

The institution's approach to facility modernization is holistic, forming a key part of the "tools" section in LSU's Strategic Framework. This comprehensive strategy ensures that physical infrastructure supports and enhances the university's academic and research missions. As part of this vision, there's an ongoing effort to define and address priority needs in research facility upgrades and repairs, ensuring LSU remains competitive in cutting-edge research across disciplines.

The impact of current leadership is evident in the significant increase in capital outlay budgets. The total capital outlay budget for the LSU System has grown dramatically by 51%, from \$490 million in FY22 to \$738 million in FY24. (Figure 39.) This substantial increase reflects a strong commitment to infrastructure investment and modernization across the LSU System.

The institution has also secured innovative funding sources for campus improvements. Notably, LSU received the first round of funding for higher education deferred maintenance outside of traditional capital outlay through a new legislative initiative. This additional funding stream allows for more flexibility in addressing long-standing maintenance issues across campus.

Efficiency and effectiveness in project management have been key focus areas. LSU has streamlined processes for allocating resources to facilities projects. Additionally, the implementation of enhanced control and monitoring processes, including the purchase of additional equipment and systems, enables proactive management of facilities issues.

These current efforts build upon earlier achievements, such as securing state funding for a \$151 million 21st-century research-focused library and learning commons as well as securing \$148 million for the Our Lady of the Lake Health Interdisciplinary Science Building. These projects exemplify LSU's vision of creating modern, multifunctional spaces that serve the evolving needs of students and researchers alike.

FIGURE 40

Salary Program					
FY19	FY20	FY21	FY22	FY23	FY24
3%			3%	4%	3%

FIGURE 41

Faculty Compensation						
(Yellow Tiles reflect a decrease in faculty salaries from the previous year and Purple Tiles show stable or increased salaries)						
	FY19	FY20	FY21	FY22	FY23	FY24
All Ranks	\$92,875	\$92,691	\$92,142	\$93,430	\$97,922	\$102,868
Instructor	\$50,219	\$49,375	\$49,954	\$50,494	\$54,254	\$57,770
Assistant Professor	\$84,888	\$86,128	\$87,020	\$88,196	\$90,964	\$94,053
Associate Professor	\$87,783	\$88,111	\$87,361	\$91,398	\$96,925	\$103,549
Professor	\$126,609	\$127,753	\$125,785	\$130,217	\$136,484	\$143,150

Human Resources

LSU has launched a series of strategic initiatives aimed at boosting employee satisfaction and retention, recognizing that a motivated and stable workforce is crucial to the university's success.

To gauge the current state of employee sentiment, the institution initiated a comprehensive engagement survey in collaboration with the Office of Communications and University Relations. The survey saw strong participation, with 2,071 employees responding, representing a 39% response rate. This high level of engagement itself indicates employees' willingness to contribute to improving their work environment.

The survey results painted a generally positive picture of employee sentiment at LSU. Notably, 71% of faculty and staff reported high levels of well-being, while 68% indicated high levels of engagement with their work. Perhaps most significantly, 52% of respondents expressed their intent to stay at LSU, a key indicator of job satisfaction and institutional loyalty.

The university's leadership has been proactive in addressing concerns raised by the university community. In response to a Faculty and Staff Senate resolution highlighting cost-prohibitive fees for staff education, an initiative was launched to reduce these fees. This benefit was extended to include LSU Online programs, broadening access to educational opportunities for employees.

Professional development has been another focus area for the institution. LSU has provided targeted opportunities for leadership

development, recognizing the importance of nurturing talent and preparing employees for advancement within the university.

Addressing the needs of all levels of staff, the administration created a progression path for custodial staff and increased their starting salaries. This move not only improves recruitment and retention in this crucial area but also demonstrates a commitment to valuing all members of the LSU community.

Financial recognition of employee contributions has been a consistent theme, with the university implementing merit raises for faculty and staff for the third consecutive time (Figure 40). This recurring investment in personnel underscores LSU's commitment to rewarding excellence and retaining top talent (Figure 41).

Recognizing the unique challenges faced by campus security, senior leadership approved a plan, supported by legislative funding, for retention longevity pay and increased salaries for police officers. This targeted approach addresses the specific needs of this essential group of employees.

The positive survey results, combined with these concrete actions, suggest that LSU's strategies are having a meaningful impact on employee satisfaction and retention. As these initiatives continue to take effect, they are likely to further strengthen the institution's position as a great place to work, ultimately benefiting the entire university community.



INTERNAL AND EXTERNAL RELATIONS

The institution has embarked on a comprehensive strategy to strengthen connections within the university community and beyond. This approach recognizes that an engaged, collaborative community is essential for the university's growth and success.

LSU's commitment to engagement extends well beyond the campus boundaries. A 4-day, 1,000-mile bus tour across Louisiana demonstrates a proactive approach to connecting with local communities and stakeholders. This grassroots effort helps align LSU's mission with the needs and aspirations of the state it serves, fostering a stronger bond between the university and Louisiana's diverse communities.

Another pivotal engagement strategy is the "On Par with the President" podcast. Through monthly episodes, the university has created a platform to showcase the diverse voices of LSU's faculty, staff, students, and alumni. This initiative not only highlights the achievements and insights of the LSU community but also makes senior leadership more accessible and relatable to a wider audience.

The institution has also prioritized transparency and accountability. Biannual updates to the Board of Supervisors and Board of Regents on these issues demonstrate a commitment to open communication and continuous improvement in these critical areas.

Furthermore, the evolution of the Division of Inclusion, Civil Rights, and Title IX to the Division of Engagement, Civil Rights, and Title IX reflects a broadened focus, emphasizing the importance of engagement alongside compliance efforts. This change signals

a more holistic approach to creating a welcoming and equitable campus environment.

A significant achievement for LSU is the development of the Scholarship First Strategic Framework. This comprehensive plan for the LSU System, with the ambitious goal of becoming a Top 50 research university, provides a clear roadmap for the university's future. By aligning efforts across the system towards this common objective, the institution has fostered a sense of shared purpose and direction.

To ensure that this collaborative spirit reaches all corners of the LSU system, university leadership has established a practice of holding annual retreats at different campuses, with visits to every campus at least once a year. Regular leadership retreats bring together key figures from across the LSU System, providing a forum for idea exchange and coordinated decision-making. These retreats, coupled with the creation of a Leadership Council comprising the president's cabinet and all chancellors and their respective cabinets, ensure that leadership across the LSU System is aligned and working cohesively towards common goals.

These multifaceted engagement initiatives have significantly improved communication and collaboration across the LSU System. By creating platforms for dialogue, fostering leadership development, and emphasizing transparency, the institution has cultivated a more connected and cohesive university community. This enhanced sense of unity and shared purpose positions LSU to more effectively pursue its academic, research, and community service missions, ultimately benefiting students, faculty, staff, and the state of Louisiana.



Targeted and Strategic Approach to Governmental Affairs and Engagement

The hallmark of effective university leadership often lies in the ability to secure resources and support from governmental bodies. In this arena, LSU has demonstrated exceptional ability, yielding substantial benefits for the LSU System.

A crowning achievement in governmental affairs has been the securing of over \$230 million in funding enhancements for LSU campuses in FY 2024. This significant financial boost is complemented by an additional \$130 million earmarked for priority construction projects. Such a considerable influx of funds provides LSU with the means to enhance its facilities, expand programs, and maintain its competitive edge in higher education.

The university's advocacy efforts have also resulted in increased autonomy. A key win was obtaining tuition autonomy from the Louisiana Legislature. This newfound flexibility allows LSU to adjust tuition for high-cost programs and modify fees as needed, enabling the university to align its pricing structure with the true costs of delivering quality education in specialized fields.

Addressing long-standing infrastructure concerns, LSU successfully secured deferred maintenance funding for colleges and universities. This critical funding allows the institution to tackle backlogged maintenance issues, ensuring that campus facilities remain safe, functional, and conducive to learning and research.

Graduate education, a cornerstone of research universities, received a boost through additional funding for graduate assistantships. This investment not only supports advanced students but also enhances LSU's research capabilities and attractiveness to top-tier graduate talent.

In the realm of capital improvements, the university's efforts resulted in \$184.5 million in capital outlay funding for 20 campus infrastructure projects. This substantial investment will modernize facilities across the LSU system, creating improved spaces for learning, research, and community engagement.

Furthermore, State Line Item Appropriations totaling over \$20 million were secured for various initiatives across the LSU System. These targeted funds support specific programs and projects, allowing LSU to excel in areas of particular importance to the state.

These achievements in governmental affairs showcase LSU's strategic approach and effectiveness in advocating for its interests at the state level. By securing substantial funding, gaining operational autonomy, and achieving policy changes, the university has positioned itself for continued growth and success. These efforts not only benefit LSU directly but also enhance its ability to serve students, conduct groundbreaking research, and contribute to the economic and cultural vitality of Louisiana.

BUDGET AND FINANCE

LSU's recent financial trajectory reflects a carefully orchestrated strategy aimed at fostering stability, driving growth, and ensuring long-term sustainability.

Despite challenges in the higher education landscape, LSU has maintained financial stability. The Total Operating Budget for the LSU System stands at \$493 million in FY24, showing resilience with only a slight decrease from the previous year's \$505 million. (Figure 42) From FY22 to FY24, LSU A&M's State General Funds experienced significant fluctuations. There was a substantial increase of 26.5% from FY22 (\$136M) to FY23 (\$172M), followed by a 12.2% decrease in FY24 (\$151M). Despite this recent decline, the overall trend remains positive, with funding in FY24 still 11% higher than in FY22, indicating a generally upward trajectory in recent years despite some volatility (Figure 43). This stability in operational funding provides a solid foundation for the university's core activities.

Significantly, the Total Capital Outlay Budget for the LSU System has seen an increase, reaching \$738 million in FY24, up from \$727 million in the previous year. This growth in capital funding reflects a strong commitment to improving and expanding LSU's physical infrastructure, crucial for maintaining the university's competitive edge in education and research. (Figure 44)

Student engagement metrics show positive trends, with Undergraduate Student Credit Hours increasing to 890,160 (+6%) and Graduate/Professional programs reaching 157,010 (+7%) credit hours. (Figure 45) This growth not only indicates rising student participation but also translates to increased tuition and fee revenue, bolstering the university's financial health.

FIGURE 42

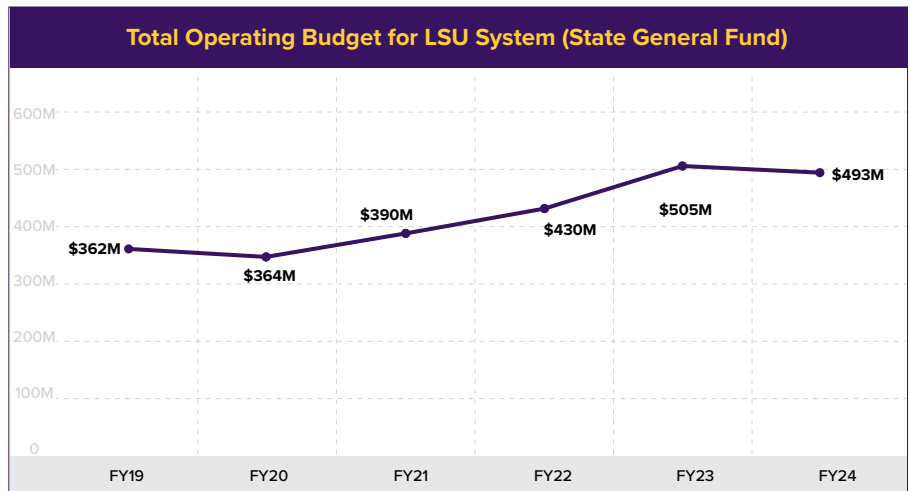


FIGURE 43

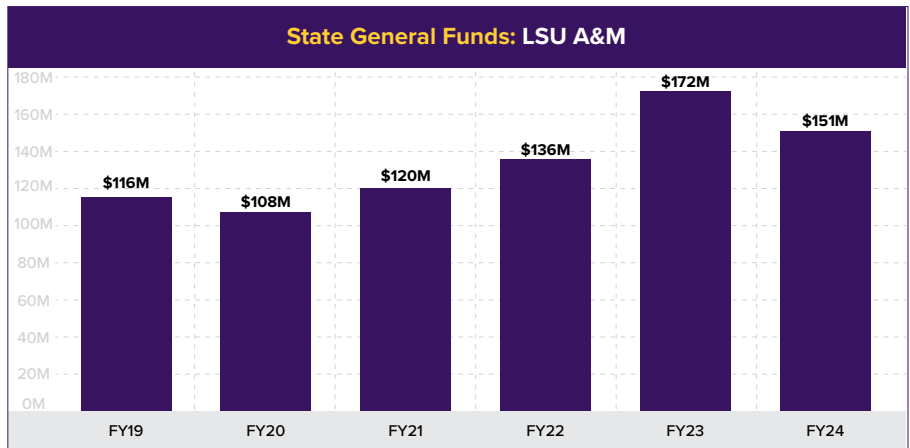
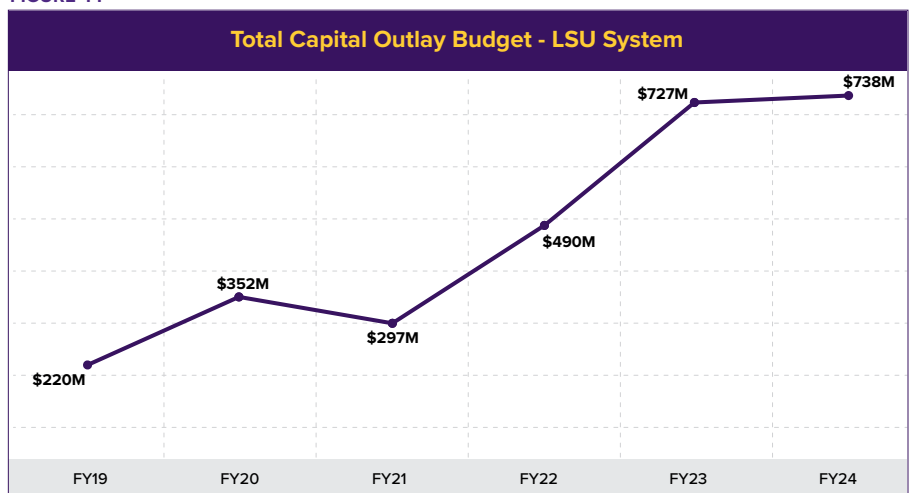


FIGURE 44



LSU's brand value continues to strengthen, as evidenced by the impressive 44.7% increase in total net royalty revenue from trademark licensing, which reached \$7.7 million in FY24. This substantial growth in licensing revenue provides additional financial resources and reflects the growing appeal of the LSU brand. (Figure 46)

President Tate's administration has also secured significant long-term financial benefits through strategic partnerships. A notable example is the new dining contract, which brings in \$39 million for upgrades and a new dining hall without increasing meal plan costs for students. This innovative approach improves campus facilities while maintaining affordability for students.

Employee compensation has been a priority, with merit raises implemented for the third time since FY22. This consistent investment in human capital helps attract and retain top talent, crucial for maintaining LSU's academic and research excellence.

Financial management processes have been enhanced under current leadership. An improved process for reviewing budgets has been established, promoting greater transparency and efficiency in financial planning. Additionally, quarterly finance meetings are now held with all units, including auxiliaries and athletics, to closely monitor fiscal health across the entire LSU system.

The combination of maintaining a stable operating budget, increasing capital investments, growing student credit hours, boosting brand revenue, securing beneficial partnerships, prioritizing employee compensation, and enhancing financial oversight creates a robust financial foundation. This multifaceted approach not only addresses current needs but also paves the way for LSU's continued growth and success in an ever-evolving higher education landscape.

FIGURE 45

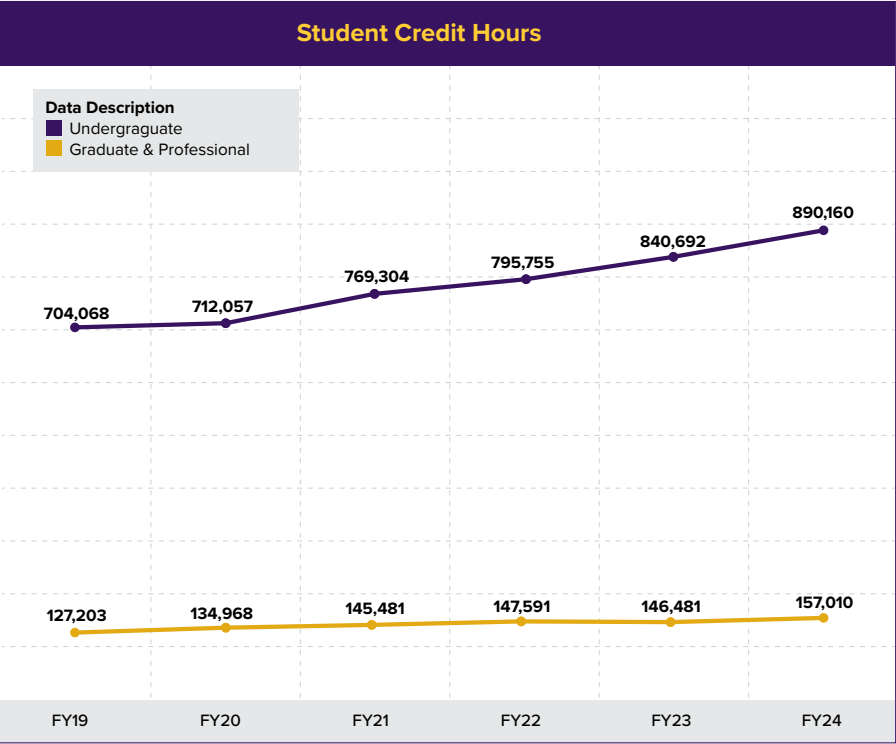
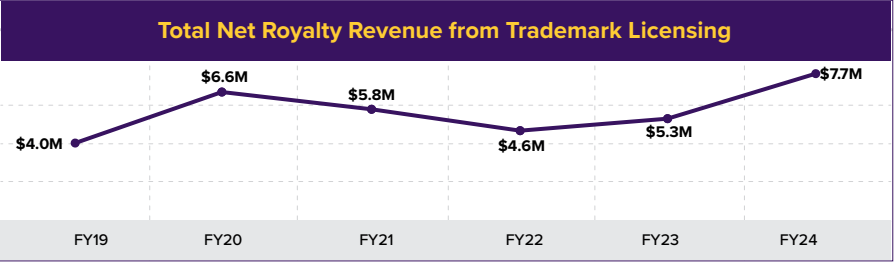


FIGURE 46





FUNDRAISING

LSU's recent fundraising successes paint a picture of a university on the rise, with donor confidence and strategic alignment propelling the institution to new heights. These achievements reflect a carefully crafted approach since FY22 that harmonizes donor interests with the university's core priorities and future aspirations.

The overall fundraising figures tell a compelling story of growth and donor engagement. In FY24, LSU A&M saw its fundraising efforts yield \$69 million, marking a robust 4.8% increase from the previous year. (Figure 47) This upward trend in giving signals strong supporter confidence in the university's direction and potential.

Scholarship support, a critical component of LSU's mission to ensure accessibility and attract top talent, has maintained its momentum. The spendable balance for scholarships stands firm at \$18 million, sustaining the highest level seen in the past five years (Figure 48). This consistent level of support underscores the enduring commitment of donors to investing in LSU's students and their futures.

Similarly, the university's ability to attract and retain top-tier faculty remains strong, as evidenced by the stable spendable balance of \$37.8 million for chairs and professorships (Figure 49). This figure, also at a five-year high, reflects the community's recognition of the pivotal role that exceptional faculty play in elevating LSU's academic and research standing.

Notably, the spendable balance for all other initiatives has seen a significant boost, rising to \$61.3 million – a substantial 20% increase (Figure 50). This growth in unrestricted funds provides LSU with the flexibility to address emerging needs and seize new opportunities across various domains.

A major milestone in LSU's fundraising journey was the early completion of the Fierce for the Future campaign. This achievement not only demonstrates the effectiveness of the university's fundraising strategies but also showcases the strong support and belief in LSU's vision among its donor base.

Aligning fundraising efforts with strategic priorities, LSU has introduced the Best-In-Class Scholarships initiative. This program, which dovetails with the Scholarship First Agenda, represents a targeted approach to attracting high-achieving students and enhancing the university's academic profile.

Infrastructure development has also been a key focus of fundraising efforts. The new Library/Learning Commons and the Construction and Advanced Manufacturing Building have been prioritized for philanthropic support, reflecting a commitment to creating state-of-the-art facilities that will shape the future of education and research at LSU.

The university's ROTC program received a significant boost with a \$1.4 million commitment, with the potential for even greater support as the proposal is under consideration by a larger donor. This investment in leadership development underscores the holistic approach to education that LSU champions.

These fundraising accomplishments reflect a strategic approach that successfully aligns donor interests with the university's key priorities. By focusing on scholarships, faculty support, infrastructure development, and targeted programs, LSU is not just raising funds – it's building a foundation for long-term excellence and impact. The consistent growth and strategic allocation of these resources position LSU to enhance its educational offerings, expand its research capabilities, and ultimately, elevate its standing as a premier institution of higher learning.

FIGURE 47

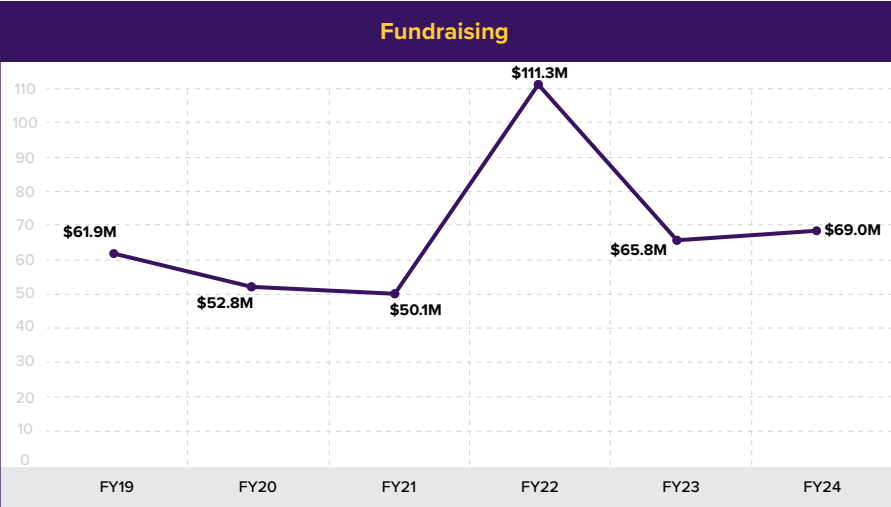


FIGURE 48

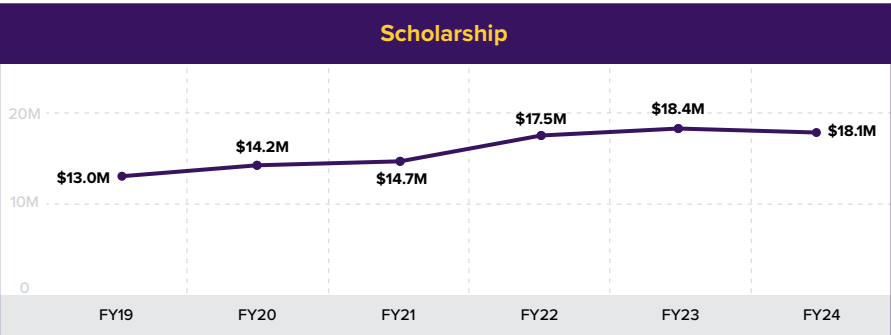


FIGURE 49

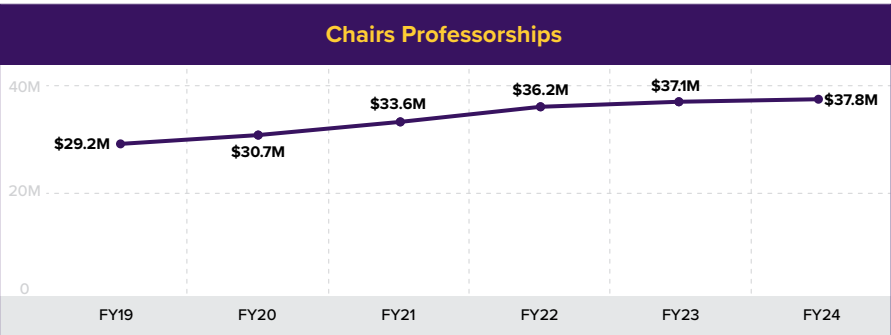
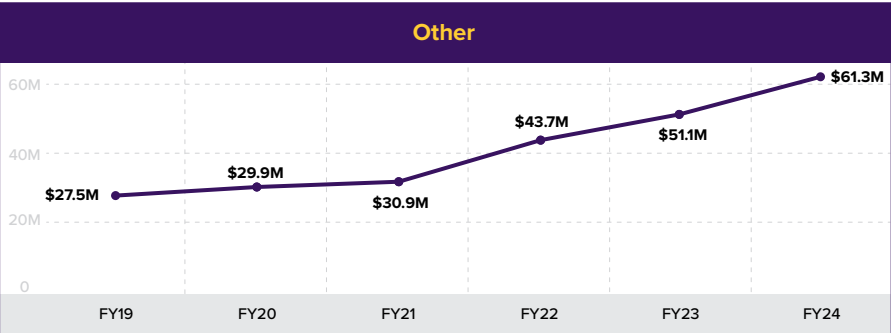


FIGURE 50





ATHLETICS

LSU's athletic program continues to set the standard for excellence in collegiate sports, demonstrating remarkable achievements both in competition and in its operational management. The program's success reflects a holistic approach to athletics that emphasizes performance, financial stability, diversity, and student-athlete development.

On the financial front, LSU Athletics has maintained its strong position. Ticketing revenue saw a slight uptick, reaching \$49

million in FY24, an increase from \$48 million in the previous year (Figure 51). This stability in revenue generation speaks to the enduring appeal of LSU sports and the loyal fan base that supports the Tigers across various athletic disciplines.

Significantly, LSU Athletics has made impressive strides in diversifying its supplier base. The number of diverse suppliers increased by a substantial 75.6% in FY24, bringing the total to 72 (Figure 52). This commitment to inclusivity extends beyond

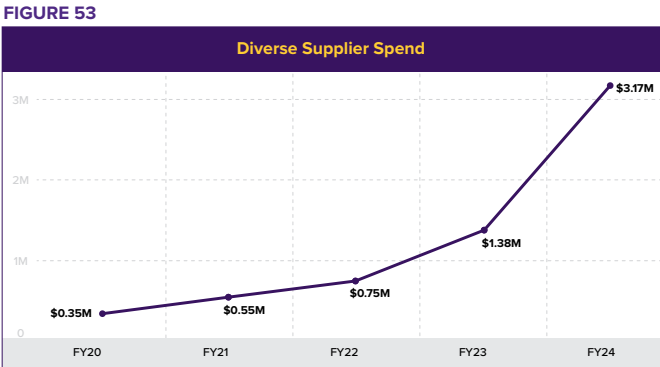
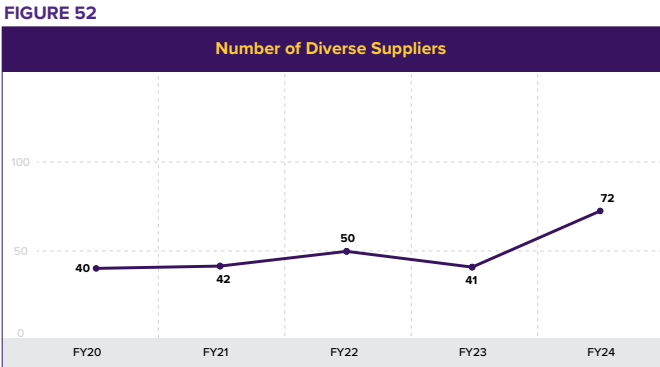
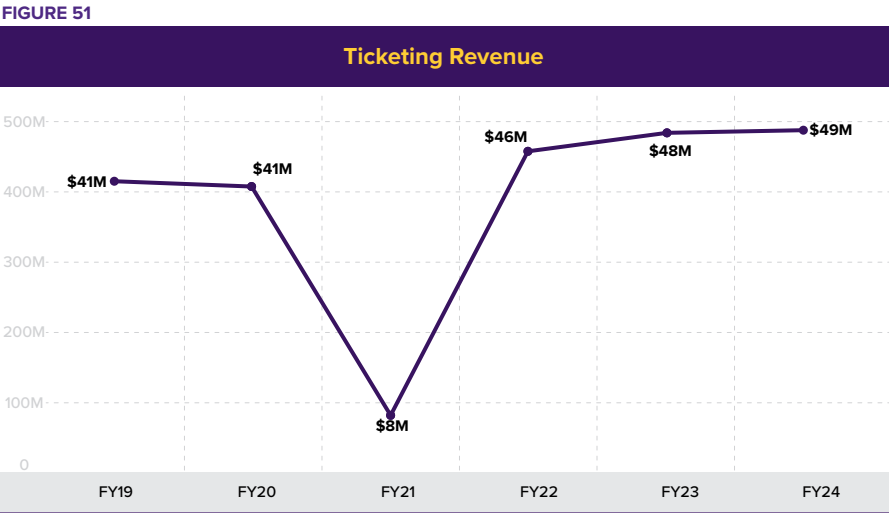


FIGURE 54

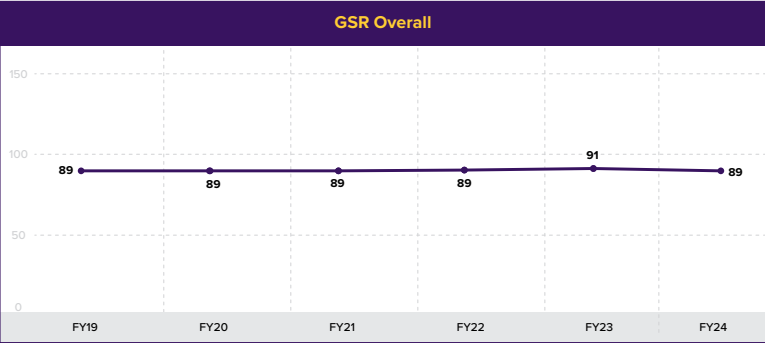


FIGURE 55

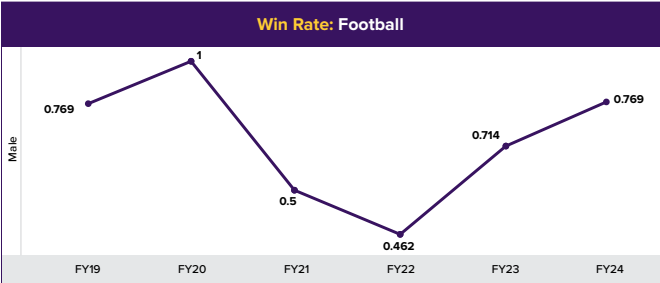


FIGURE 57

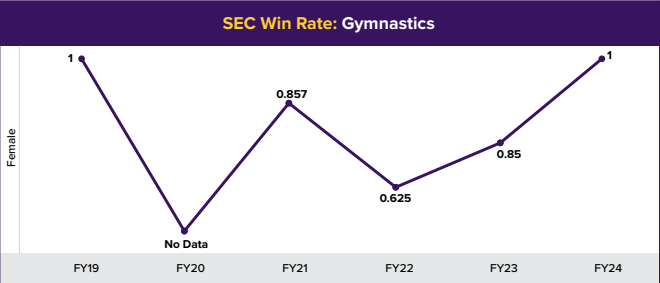


FIGURE 56

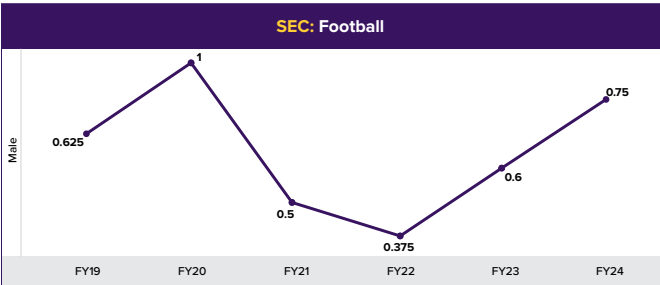
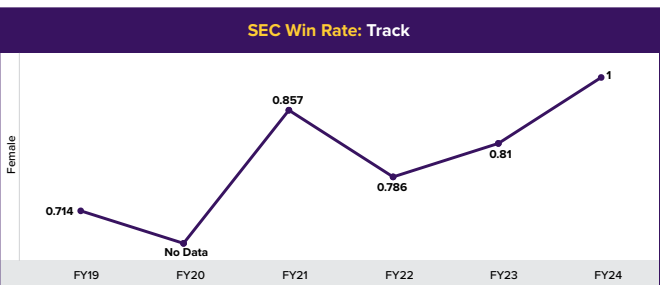


FIGURE 58



mere numbers, with diverse supplier spend soaring to \$3.17 million, marking a remarkable 130% increase (Figure 53). These figures underscore LSU’s dedication to fostering a more inclusive economic ecosystem within its athletic operations.

The success of LSU Athletics is not limited to financial metrics and operational diversity. The program continues to prioritize the academic success of its student-athletes, as evidenced by the overall Graduation Success Rate (GSR) of 89 (Figure 54). This high GSR demonstrates that LSU is succeeding in its mission to develop well-rounded individuals who excel both in their sports and in their studies.

On the field, LSU’s football program has shown marked improvement. The team’s overall win rate increased to an impressive 76.9% in FY24, up from 71.4% the previous year (Figure 55). Even more notably, LSU’s performance within the highly competitive Southeastern Conference (SEC) saw a significant

boost, with the SEC win percentage for football climbing to 75% in FY24 and 100% for gymnastics in FY24 (Figures 56 & 57). The SEC Win Rate for Female Track is also equally impressive (Figure 58).

These recent achievements build upon a foundation of exceptional success in previous years. LSU’s legacy of athletic excellence was further cemented with national championships in women’s basketball and baseball, showcasing the university’s ability to compete at the highest levels across multiple sports.

The combination of financial stability, commitment to diversity, academic success, and athletic achievement paints a picture of a well-rounded and thriving athletic program. LSU Athletics not only brings pride and recognition to the university through its competitive successes but also contributes to the institution’s broader goals of inclusivity, academic excellence, and community engagement.



OUTREACH

LSU has significantly expanded its outreach and local community engagement efforts, demonstrating a renewed commitment to fostering strong partnerships and nurturing future scholars. These initiatives not only enhance LSU's standing as a community leader but also create valuable pathways for academic success among local youth.

Of great importance to senior leadership's outreach strategy has been the substantial growth of pre-college programs. Participation in the Pre-Scholars Academy and Summer Scholars Program has doubled, providing more local students with early exposure to higher education opportunities. This expansion is complemented by LSU students' active volunteerism in select elementary and middle schools within the East Baton Rouge Public School System, creating a cycle of mentorship and community service.

In the agricultural sector, LSU has seen remarkable growth in 4-H and FFA enrollments, reaching record highs. This surge in participation underscores the university's vital role in nurturing interest in agricultural sciences and leadership among youth, particularly as this is part of an A&M mission. Building on this momentum, LSU's College of Agriculture has partnered with local communities to petition for walkable community grants, demonstrating a commitment to sustainable and healthy community development.

Innovation in STEM education has been a key focus, with the implementation of state-of-the-art programming through 4-H. These programs, which emphasize cutting-edge agricultural technologies like drones, are inspiring the next generation of tech-savvy agriculturists. This forward-thinking approach is further evidenced by a 17% increase in extension programming educational contacts, expanding LSU's reach and impact in disseminating knowledge to the community.

The Future Scholars program stands out as a flagship initiative in LSU's community engagement efforts. Expanded to engage nearly 160 East Baton Rouge students, this program exemplifies LSU's dedication to local educational development. The program's success is quantifiable: the incoming cohort of 80 Future Scholars saw their ACT average increase by an impressive 4 points. This significant improvement has tangible benefits, resulting in more students qualifying for TOPS scholarships and opening doors to higher education opportunities.

These multifaceted engagement efforts paint a picture of a university deeply invested in its community's future. By doubling down on pre-college programs, supporting agricultural education, implementing innovative STEM initiatives, and directly contributing to students' academic success, LSU is not just an educational institution but a true community partner. These programs create a pipeline of well-prepared, locally engaged students who are more likely to succeed in higher education and contribute to their communities in meaningful ways.



CONCLUSION

In summary, the FY24 period at LSU exemplified substantial progress across multiple strategic fronts. The Scholarship First Agenda (SFA) has driven notable achievements in academic leadership, research excellence, student success, and operational enhancements. The university has demonstrated significant advancements in research productivity, faculty and student support, and facilities development, while also achieving increased engagement and funding. Through a combination of strategic planning, effective resource allocation, and community involvement, LSU has reinforced its commitment to becoming a leading research institution and enhancing its impact on Louisiana and beyond. The continued dedication to these goals underscores LSU's pursuit of excellence and its ultimate aim of fostering a thriving educational environment.



APPENDIX

Context

This report primarily focuses on FY24 metrics for LSU A&M. However, it is important to note that LSU A&M is part of the larger LSU System, which includes additional campuses in Shreveport, Alexandria, and Eunice, along with two Health Sciences Centers located in New Orleans and Shreveport, the Ag Center, and Pennington Biomedical Research Center. Each of these campuses serves distinct populations and operates under unique visions and missions. This appendix provides key metrics from each campus. In some cases, certain metrics may be unavailable for specific campuses. The appendix contains a mix of metrics from FY24, FY23, and FY22. Some metrics reflect the most current FY24 data, while others present data from earlier fiscal years. Research data is based on the most recently verified information from FY22. To ensure clarity, each metric is explicitly labeled with its corresponding fiscal year.

ENROLLMENT & STUDENT SUCCESS

LSU has seen notable developments in key enrollment and student success indicators across the System, as evidenced by the data from Fall 2023 (FY24).

One of the most striking successes has been the robust growth in total enrollment. The LSU System experienced a 7% increase in student numbers, reaching 55,994 in Fall 2023 (excluding dual enrollment). This substantial growth demonstrates the system's increasing attractiveness to prospective students and suggests effective recruitment strategies. It is a clear indicator of the LSU System's competitive position in the higher education landscape and reflects well on the university's ability to enhance its appeal.

Adding to this success is the remarkable growth in dual enrollment, which increased from 4,620 to 5,618 students across the system in the last year, representing a 21.6% rise (Figure A1). This significant expansion of dual enrollment programs showcases LSU's commitment to broadening educational access and strengthening community partnerships. It provides high school students with valuable early college experiences, potentially easing their transition to higher

education and creating a pipeline for future enrollment growth. The success in dual enrollment also demonstrates the institution's strategic approach to long-term system growth and community engagement.

Furthermore, LSU has seen a marked improvement in the academic preparedness of incoming students. The average ACT score for entering freshmen at LSU A&M, LSU Alexandria, and LSU Shreveport rose by 1.8% to 22.5. This increase, while modest, is significant in the context of national trends and speaks to the system's ability to attract high-caliber students.

Perhaps most impressive is the 17% surge in non-resident students from Fall 2022 (FY23) to Fall 2023 (FY24) bringing their total to 9,520 (Figure A2). This substantial increase is a testament to the growing national and global reputation of the LSU System. It not only brings increased diversity to campuses but also represents a significant boost in tuition revenue, as non-resident students typically pay higher fees. This achievement reflects well on the university's efforts to expand its reach and appeal beyond state borders.

BUDGET

The LSU System has demonstrated financial resilience in the face of broader challenges affecting higher education. As mentioned above for FY24, the System's Total Operating Budget amounts to \$493 million, reflecting a modest reduction from the \$505 million allocated in the previous fiscal year. This marginal 2.4% decrease in operational funding underscores the institution's ability to maintain fiscal stability amidst a complex economic environment. Such financial consistency ensures that the LSU System can continue to support its diverse array of academic programs, research initiatives, and community outreach efforts across its multiple campuses.

FIGURE A1

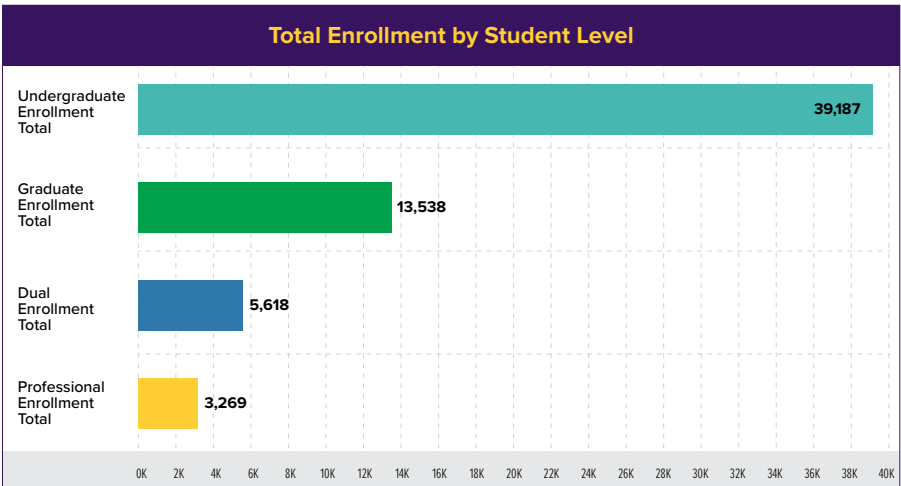
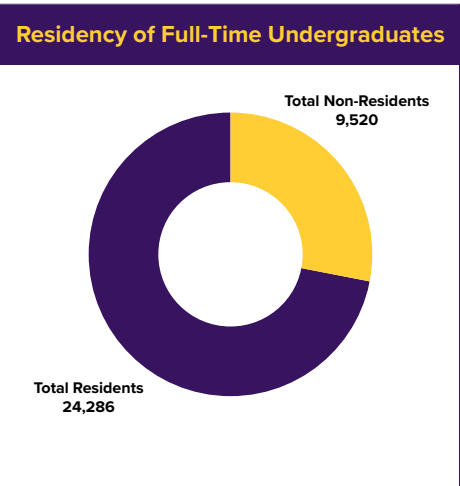


FIGURE A2



Figures A3-A10 showcase longitudinal trends in State General Funds for each campus.

- Overall System Growth: Despite some fluctuations, the LSU system as a whole has seen significant funding increases, demonstrating effective advocacy for higher education funding. Total system-wide funding has increased approximately \$63 million from FY22 to FY24.
- Health Sciences Emphasis: Both LSU HSC campuses have seen substantial growth, suggesting a strong focus on medical education and research. (Figures A6 & A7)
- Support for Smaller Campuses: LSU Eunice and LSU Alexandria have both seen notable increases, indicating attention to the needs of smaller institutions. (Figures A4 & A5)
- Research Investment: The consistent growth in funding for the LSU AgCenter and Pennington suggests a commitment to agricultural and biomedical research. (Figures A3 & A9)
- Challenges at LSU Shreveport: The consistent decrease in funding for LSU Shreveport may warrant further investigation and could be an area for improvement. (Figure A8)

Long-term Trends (FY22-FY24):

- 7 out of 8 campuses showed positive growth over the three-year period
- LSU HSC Shreveport experienced the highest percentage increase (35.25%)
- LSU A&M had the largest absolute increase (\$14,863,446)
- LSU Shreveport was the only campus to see a decrease (-10.68%)

Recent Changes (FY23-FY24):

- 6 out of 8 campuses saw increases in the most recent year
- LSU Eunice had the highest percentage increase (18.59%)
- LSU HSC New Orleans had the largest absolute increase (\$7,183,151)
- LSU A&M saw a significant decrease (-12.45%)
- LSU Shreveport continued its downward trend (-4.59%)

FIGURE A3

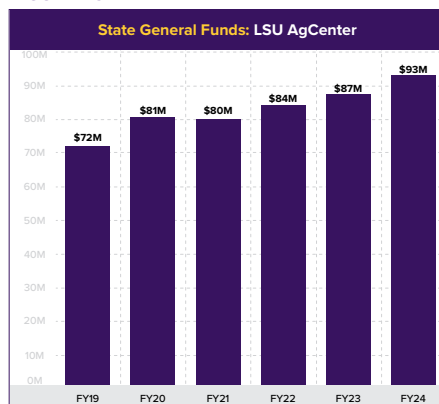


FIGURE A7

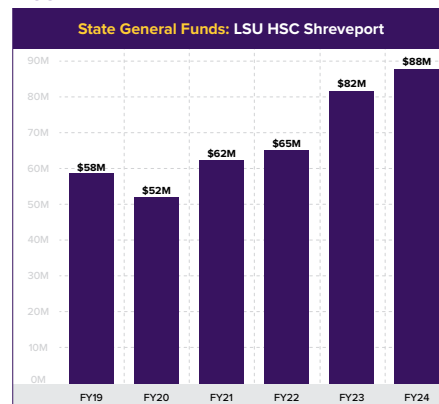


FIGURE A4

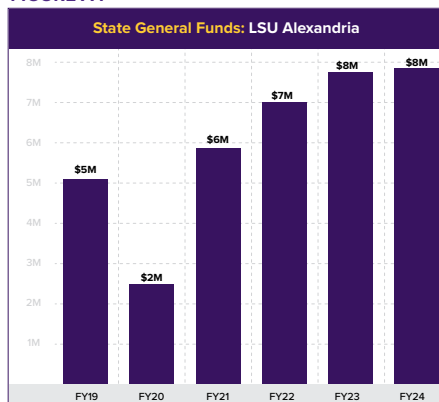


FIGURE A8

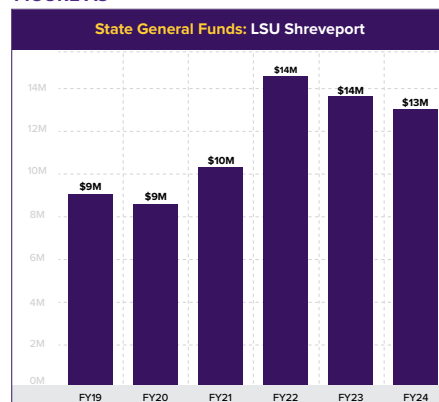


FIGURE A5

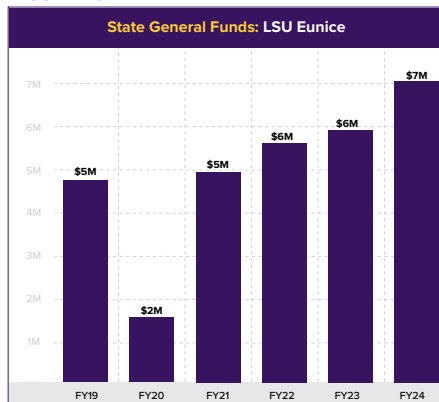


FIGURE A9

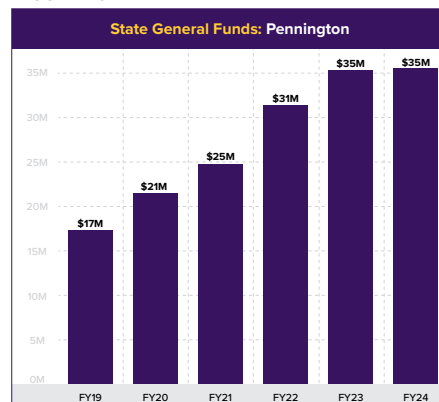


FIGURE A6

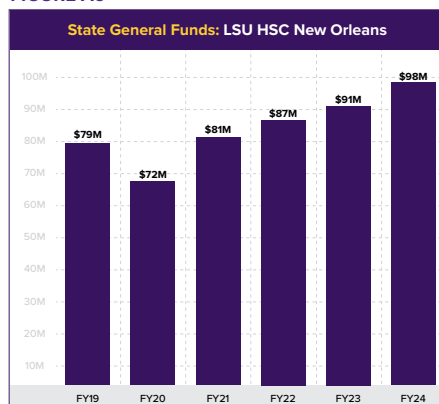
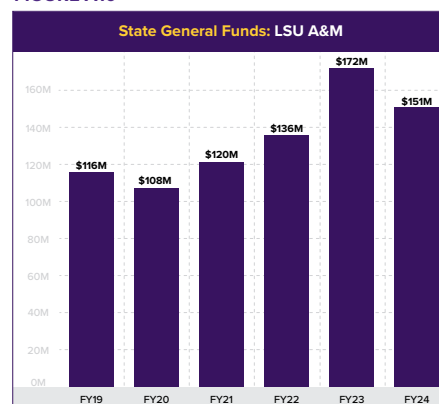


FIGURE A10



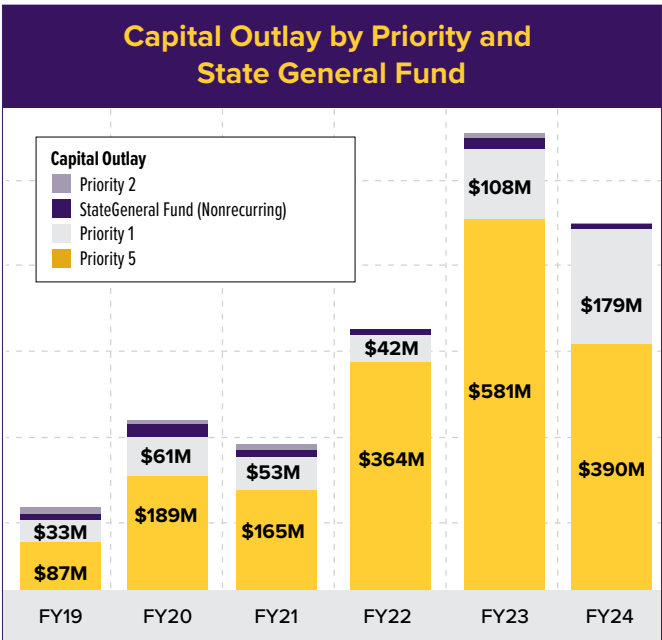
LSU's performance in securing capital outlay funding demonstrates significant achievements. Over the course of FY22 to FY24, there has been a substantial overall increase in capital outlay funding, with total allocations growing by 50.6%. This growth is primarily driven by exceptional success in Priority 1 funding, which saw a remarkable 325% increase during this period. Such a dramatic rise in funding for high-priority projects showcases the university's effective advocacy for its most critical and immediate needs.

The institution's ability to secure long-term commitments is evident in the modest growth of Priority 5 funding, which increased by 7.29% from FY22 to FY24. This suggests a forward-thinking approach to campus development and infrastructure planning.

Examining the most recent year-over-year change from FY23 to FY24 reveals a more complex picture. While Priority 1 funding continued its strong growth with a 65.38% increase, other categories experienced substantial decreases. Priority 5 funding declined by 32.79% and nonrecurring State General Fund allocations decreased by 81.69%. This recent downturn, while concerning, should be viewed in the context of the significant gains made since FY22 (Figure A11).

LSU's strategic prioritization is evident in the continued growth of Priority 1 funding, even as other categories experienced reductions. This suggests a focused approach on securing funds for the most critical projects. Despite the recent decreases, it's important to note that the total capital outlay funding in FY24 remains significantly higher than in FY22. This overall positive trend over the past few years indicates a successful approach to capital funding advocacy, even in the face of recent challenges.

FIGURE A11



The LSU System's financial health shows impressive and consistent growth in revenue generation from first-time, full-time freshmen across all campuses. The gross revenue from first-time, full-time freshmen for the entire LSU System has shown a strong upward trend, rising from \$203 million in FY22 to \$208 million in FY23. (Figure A12) This represents a 2.5% increase, demonstrating the system's growing appeal to new students and its ability to attract a larger freshmen class year over year. The steady climb in gross revenue indicates successful recruitment strategies, potentially including expanded outreach, improved academic programs, and enhanced campus facilities that are drawing more students to LSU institutions.

The net revenue from first-time, full-time freshmen has also seen consistent growth, increasing from \$161 million in FY22 to \$163 million in FY23, a 1.2% rise. (Figure A13) This growth in net revenue is particularly significant as it reflects the system's ability to not only attract more students but also to do so while managing costs effectively. The positive trend in net revenue suggests that the increased enrollment is translating directly into improved financial health for the system, providing more resources for academic programs, research, and campus improvements.

The parallel growth in both gross and net revenue indicates a well-balanced approach to student recruitment and financial aid. While gross revenue has increased, the system has managed to maintain a healthy net revenue, suggesting that any increases in financial aid or other costs associated with attracting students have been offset by the overall growth in the freshman class size or tuition rates.

FIGURE A12

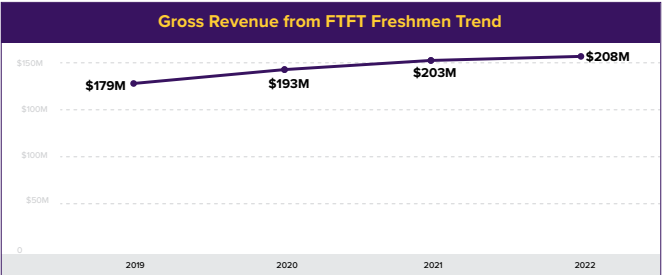
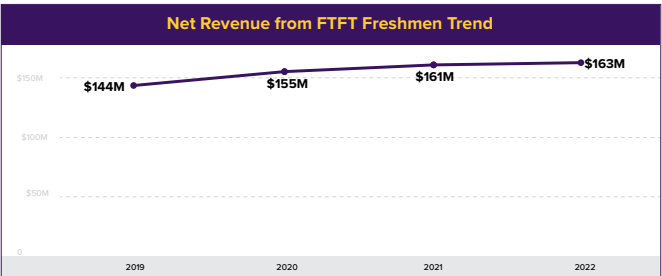


FIGURE A13



This system-wide trend complements and contextualizes the strong performance seen at individual campuses. For instance, at the flagship LSU A&M campus, gross revenue from FTFT freshmen rose to \$109M in FY23, a 5% increase from the previous year, with net revenue growing to \$72M, a 4% year-over-year increase. The significant contribution of out-of-state students, now comprising 54% of the gross revenue from freshmen at LSU A&M, aligns with the overall system trend of increasing attractiveness to a broader student base.

RESEARCH & TECHNOLOGY TRANSFER

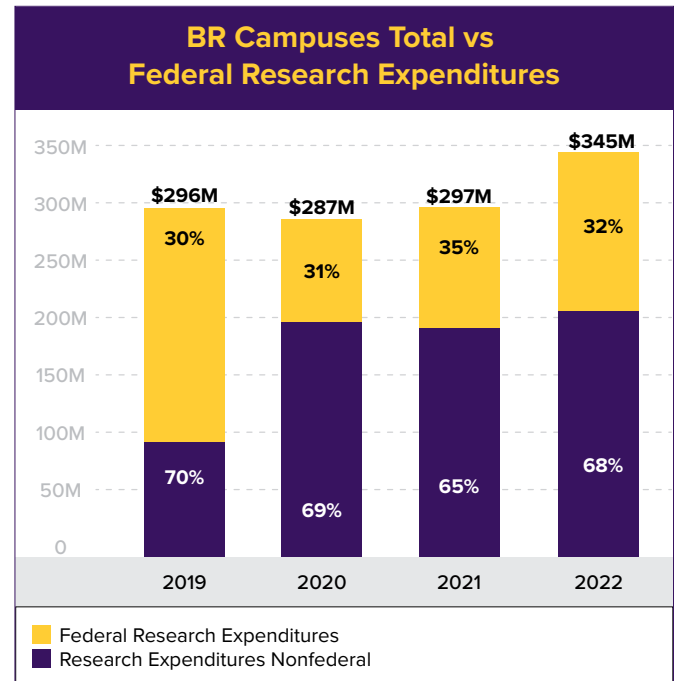
The research enterprise across the LSU System has achieved unprecedented heights, marking a pivotal moment in the institution's history and underscoring the effectiveness of current leadership strategies. In FY23, the five research campuses collectively reached a remarkable milestone, with research expenditures soaring to a record \$488.6 million. This figure, which encompasses sponsored research expenditures, cost sharing, and institutional resources, represents a significant leap forward, surpassing previous years' achievements and setting a new benchmark for research productivity within the system.

This exceptional growth is not an isolated occurrence but rather the culmination of a consistent and impressive upward trajectory in research activities across the BR Campuses. The system has demonstrated a robust increase of 12% to 17% in research expenditures, a performance that notably exceeds the ambitious annual growth goal of 10% for HERD expenditures. Such substantial overachievement speaks volumes about the dynamic research environment fostered under the current administration and the collective efforts of faculty, researchers, and administrative staff across the LSU System.

The BR Campuses (A&M, Ag Center, and Pennington) have been at the forefront of the research expansion, with their combined expenditures reaching \$345 million in FY22, marking a significant 16.2% increase from \$297 million in FY21. (Figure A14)

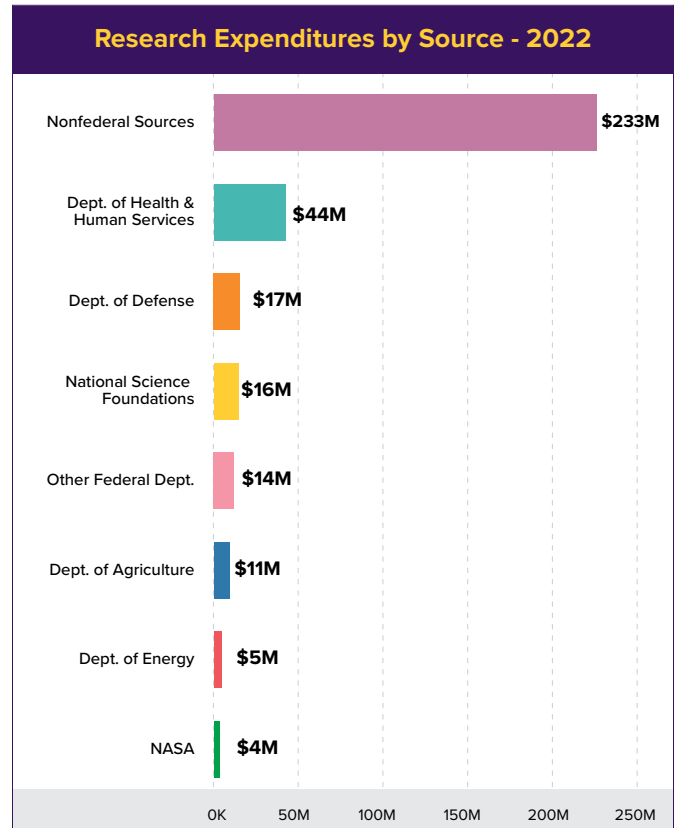
The diversity of federal funding sources in FY22 is particularly impressive for the BR Campuses, with significant contributions from various agencies including the Department of Health & Human Services (\$44 million), Department of Defense (\$17 million), and the National Science Foundation (\$16 million). This broad spectrum of support not only underscores the multidisciplinary nature of research across LSU but also demonstrates the system's agility in aligning its research priorities with national interests and funding opportunities. Equally noteworthy is the consistent strength of non-federal funding, amounting to \$233 million for the BR Campuses, which reflects strong ties with local stakeholders and the private sector. (Figure A15)

FIGURE A14



*FY22 is the most recently verified data applicable for HERD expenditures.

FIGURE A15



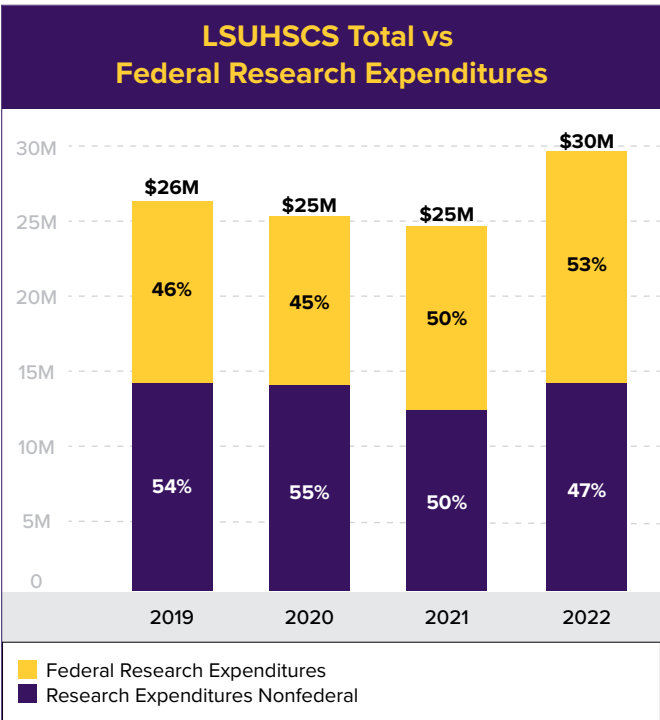
The research landscape across the LSU System’s health sciences campuses and LSU Shreveport demonstrates significant progress in FY22, contributing to the system’s overall research growth and diversification of funding sources.

At LSU Health Sciences Center New Orleans, we observe a notable increase in research expenditures from \$44 million in FY21 to \$54 million in FY22, marking a substantial 22.7% growth. The Department of Health & Human Services remains the cornerstone of federal support, contributing \$32 million in FY22, underscoring LSUHSCNO’s continued strength in biomedical and health-related research. (Figure A17)

LSU Health Sciences Center Shreveport also exhibited positive trends, with total research expenditures growing from \$25 million in FY21 to \$30 million in FY22, a significant 20% increase. The proportion of federal funding saw a slight uptick from 50% to 53%, demonstrating enhanced success in securing competitive federal grants. The Department of Health & Human Services provided \$15 million in FY22, reinforcing LSUHSCS’s focus on medical research and its growing national competitiveness in this arena. (Figure A16)

LSU Shreveport, while operating on a smaller scale, showed remarkable progress. Total research expenditures surged from \$462,000 in FY21 to \$723,000 in FY22, an impressive 56.5% increase. More striking is the shift in federal funding proportion, rising from 59% to 79% of the total. This dramatic growth in both total funding and federal share indicates LSUS’s rapidly emerging research capacity and its increasing ability to compete for prestigious federal grants. (Figure A18)

FIGURE A16



The data from these campuses reveal a research enterprise that is not just growing but evolving strategically. The increased total expenditures, coupled with the nuanced shifts in funding composition, indicate a research ecosystem that is becoming more robust, diverse, and competitive. This progress reflects positively on executive leadership, demonstrating an ability to drive growth, attract diverse funding sources, and elevate LSU’s research profile across multiple domains and campuses.

FIGURE A17

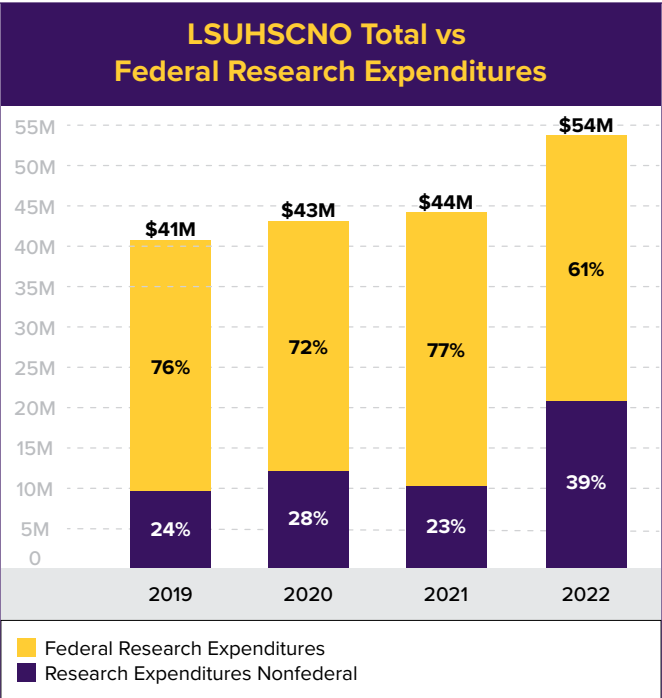
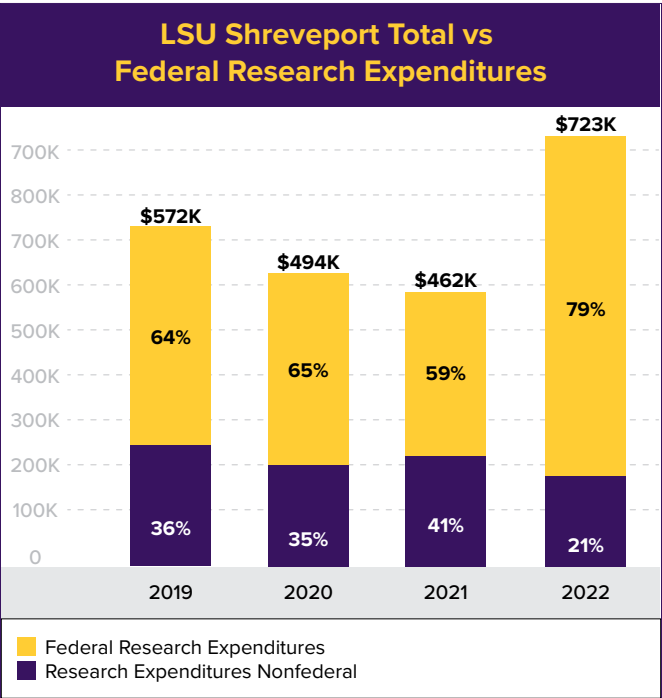


FIGURE A18



FUNDRAISING

The LSU System's financial foundation is further strengthened by its impressive endowment portfolio. As of FY23, the system-wide endowment value stands at approximately \$1.1 billion, with LSU A&M's endowment alone valued at \$664,196,633, a 6.3% increase from the previous year. The health science centers also contribute significantly to this financial bedrock, with LSUHSC New Orleans and LSUHSC Shreveport reporting endowment values of \$149,172,425 and \$217,609,882, respectively. These figures represent growth rates of 4.6% and 7.7%, underscoring the system's ability to attract and manage long-term investments across its diverse campuses. (Figures A19-A22)

FIGURE A19

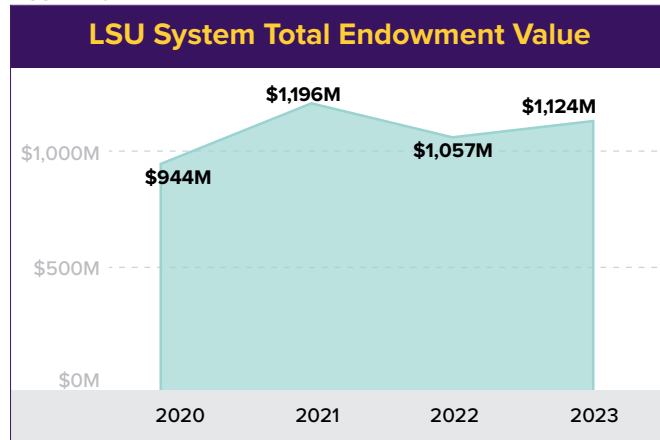


FIGURE A21

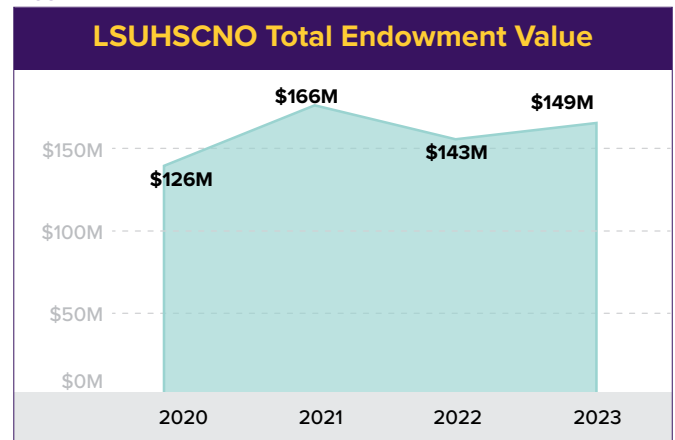


FIGURE A20

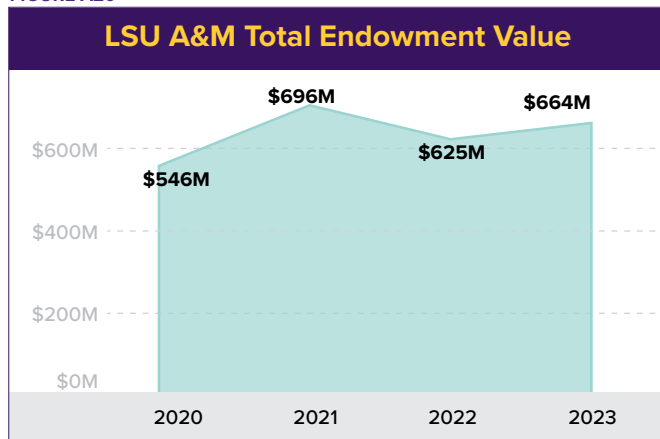
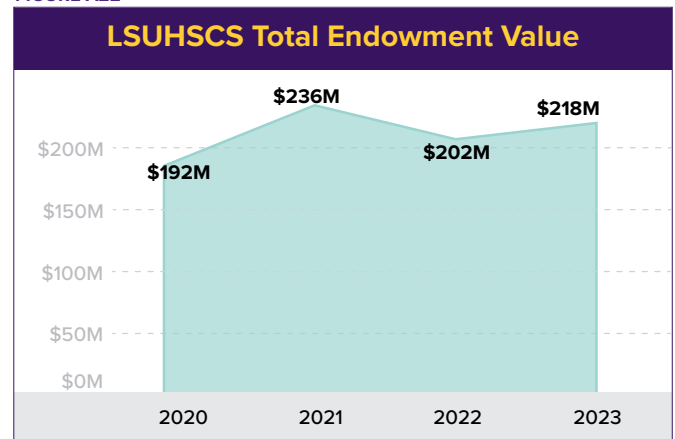


FIGURE A22



The success in endowment growth is mirrored in the robust performance of the System's foundations. (Figure A23) The LSU A&M Foundation, for instance, reports total assets of \$1.5B, a 4% increase from the previous year. (Figure A24) Similar strength is evident in the foundations associated with the health science centers and research institutions like Pennington. This growth in foundation assets reflects positively on the current administration's fundraising capabilities and donor relations.

Total fundraising for the LSU System shows a substantial increase from \$102 million in FY21 to \$208 million in FY22, marking an impressive 103.9% growth (Figure A25). However, FY23 saw a slight decline to \$197 million, a 5.3% decrease from the previous year but still maintaining a 93.1% increase over FY21 levels. Despite the recent dip, the overall trend remains highly positive.

This data indicates that LSU has significantly enhanced its fundraising capabilities, nearly doubling the total funds raised annually compared to FY21. The institution's ability to maintain such a substantial increase over a two-year period, even with a slight decline in the most recent fiscal year, demonstrates a robust and effective fundraising strategy.

Alumni fundraising shows a remarkable upward trend for the LSU System. After a slight dip from \$1.97 million in FY 21 to \$1.93 million in FY22, there was an extraordinary leap to \$2.54 million in FY23. (Figure A26) This represents an increase of 31.6% in one year alone and a 28.9% increase over the three-year period. This significant growth in alumni contributions suggests that LSU's leadership has successfully engaged and motivated the university's alumni base. The institution's efforts have likely been driven by improved outreach programs, compelling initiatives, or increased confidence in the university's direction.

These fundraising trends align with the earlier noted strengths in endowment growth and foundation performance, further underscoring LSU's success in financial stewardship and stakeholder engagement across the System. The dramatic improvements in both alumni and total fundraising contribute significantly to the university's financial health and its capacity to support and expand its academic and research missions.

FIGURE A23

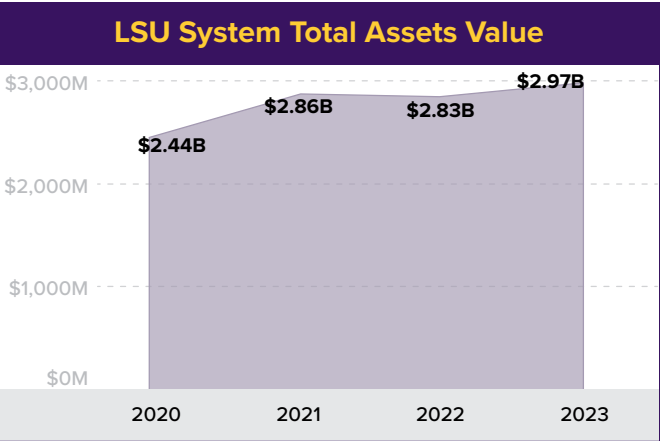


FIGURE A24

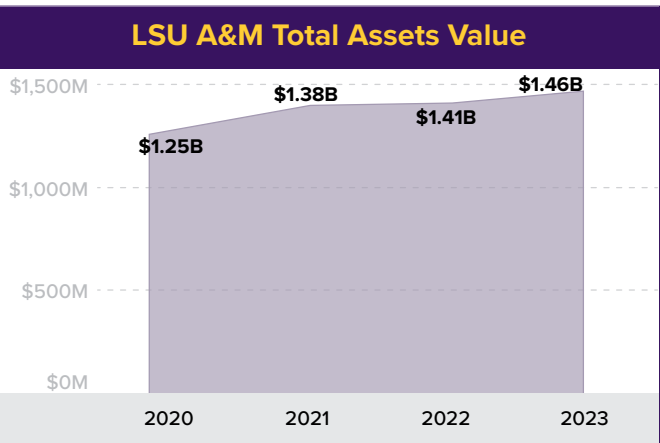


FIGURE A25

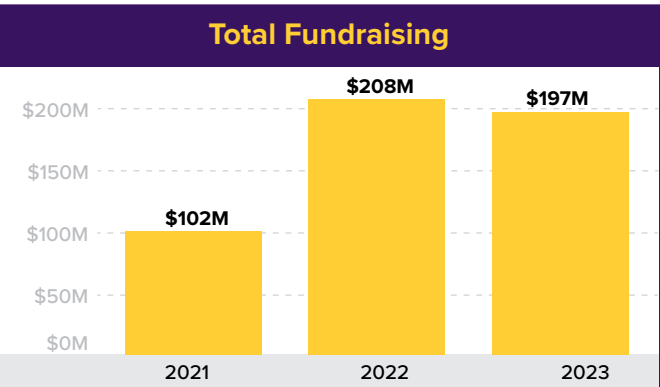
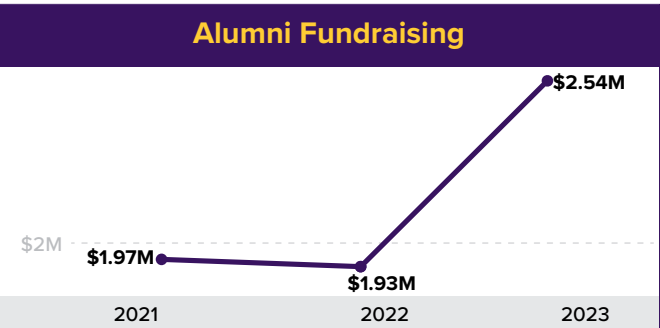


FIGURE A26



CONCLUSION

The past three years have been marked by significant achievements and strategic growth across the LSU System. The data demonstrates robust improvements in key areas such as enrollment, research expenditures, financial management, and fundraising.

Enrollment has seen impressive growth, with a 7% increase in total student numbers and a remarkable 21.6% rise in dual enrollment. The system has also successfully attracted more high-caliber and out-of-state students, as evidenced by the 1.8% increase in average ACT scores and the 17% surge in non-resident students.

Financially, the LSU System has shown resilience and strategic management. Despite a slight 2.4% decrease in the overall operating budget, most campuses have seen positive funding growth. The institution's ability to secure capital outlay funding is particularly noteworthy, with a 325% increase in Priority 1 funding from FY22 to FY24.

Research expenditures have reached unprecedented levels, with the five research campuses alone recording \$488.6 million in FY23, exceeding growth targets across the system. Fundraising efforts have also been successful, with the system-wide endowment value reaching approximately \$1.1 billion in FY23, and individual campus foundations showing strong asset growth. This, coupled with strong fundraising across the System, shows LSU's ability to inspire confidence from stakeholders for sustained growth and impact.

In conclusion, LSU's leadership has driven substantial progress across the System, positioning it for continued growth and increased national prominence. This period has been characterized by strategic vision, effective financial management, and a commitment to advancing the system's research and educational missions.



ACCESSIBILITY

LSU is an equal opportunity/access university. A good faith effort has been made to provide this report as an accessible document. If you require assistance, please contact the LSU Office of Data & Strategic Analytics at lsudata@lsu.edu.